

Issued/Distribuée/Publicado: 2013
Catalog/Catalogue/Catalogo: CQ-2070D
Supersedes/Remplace/Reemplaza: 2012
MFG Code/Code de Fabricant/Codigo de Fabricante: RBR



Recreational Belt Applications

Applications des Courroies pour Véhicules Récréatifs
Aplicaciones de Correas para Vehículos Recreacionales

Recreational Applications Including: Snowmobiles • ATV's
Applications Récréatives, y compris: Montoneiges • Véhicules tout-terrain
Aplicaciones para Vehículos Recreacionales incluyen: Snowmobiles
y Vehículos Todo Terreno



Supplement / Supplément / Suplemento

2013





POWERING PROGRESS™ IN THE DIGITAL WORLD.



Today, more and more people are turning to the Internet and other digital tools to obtain vehicle repair and parts information. To meet this growing demand for real-time content, Gates is providing online access to the latest product news and educational resources anytime, anywhere on any device.

Gates Is Digital

> GatesNaviGates.com

Gates Is Knowledgeable

> GatesAftermarketTrainingCenter.com

Gates Is Technical

> GatesGAS.com

Gates Is Social

> youtube.com/GatesAutoAftermarket
> facebook.com/GatesAuto
> twitter.com/GatesAuto

NaviGates®

NaviGates® is a next-generation catalog system that enables users to easily search for Gates OE quality aftermarket parts, belt routing diagrams and store locations. Optimized for web and smartphones, allows access to Gates wherever you work.

The Performance Center

Gates Performance Center offers interactive, self-directed online courses available any time of day, covering a wide range of topics within the automotive aftermarket.

Gates GAS

Connect with the Gates Team of ASE Certified Technicians online with the Gates Aftermarket Solutions [GAS] forum to find repair and replacement information, share best practices and contribute to the advancements in automotive technology.

Online

Gates provides customers, educators, technicians and consumers with the latest product and industry information in real-time.



Scan this QR code to experience
the world of Gates or visit Gates.com.

Table of Contents

Table des matières

Featured Products	A2 - A3
G-Force Belt® Courroie G-Force^{MD}	A4 - A5
Xtreme® Belt Courroie Xtreme^{MD}	A6 - A7
Belts for Snowmobiles Courroies pour motoneiges	1 - 46
Belts for All Terrain Vehicles Courroies pour véhicules tout-terrain	47 - 56
Belts for Utility Vehicles Courroies pour les véhicules utilitaires	57 - 63

Caution

Use CARQUEST products only on applications specified in product literature. Install and maintain products according to the vehicle manufacturer's recommended procedures and with recommended tools. Failure to follow these instructions could result in injury or property damage. Gates Corporation disclaims all liability due to failure to follow these instructions.

WARNING!

Do not use CARQUEST belts, pulleys or sprockets on any aircraft propeller or rotor drive systems or in-flight accessory drives. CARQUEST products are not designed or intended for aircraft use.

Limited Warranty for the Life of the Merchandise

Goods are warranted to be free from defects in material or workmanship for the life of the Goods [or the published recommended replacement interval specified by CARQUEST]. CARQUEST will replace or repair, at its option, any Goods proved defective in material or workmanship during the warranty period. This is the sole remedy for breach of warranty. Color fade and color difference is not warranted. This warranty is void if the defect is caused by improper installation, use or maintenance of the Goods, or used for racing or competition. Goods are not warranted to comply with laws that may apply to use of the Goods not stated in related materials, e.g., use in manned or unmanned aviation or life support applications.

ALL OTHER WARRANTIES, EXPRESS OR IMPLIED, INCLUDING, BUT NOT LIMITED TO WARRANTIES OF MERCHANTABILITY AND FITNESS FOR A PARTICULAR PURPOSE, ARE EXPRESSLY DISCLAIMED. FAILURE TO REPLACE TIMING BELTS OR OTHER CARQUEST PRODUCTS AS SPECIFIED MAY RESULT IN CATASTROPHIC ENGINE OR EQUIPMENT DAMAGE. FOR WHICH CARQUEST DISCLAIMS ALL RESPONSIBILITY, TO THE EXTENT PERMITTED BY APPLICABLE LAW.

This publication contains the latest information available to our engineers. If you require additional application or part number information, contact the Automotive Product Application Tech Line at 303-744-5651.

Mise En Garde:

Les produits CARQUEST doivent être utilisés seulement pour les applications indiquées dans les documents et textes de CARQUEST. L'installation et l'entretien des produits doivent être faits dans le respect des directives du constructeur du véhicule et à l'aide des outils recommandés par ce dernier. Le non-respect de ces directives pourrait occasionner des blessures ou des dommages matériels. CARQUEST décline toute responsabilité à l'égard d'un problème dû au non-respect de ces directives.

AVERTISSEMENT!

Les courroies, poulies et roues dentées CARQUEST ne doivent pas être installées sur les hélices, les systèmes d'entraînement de rotor ou les systèmes d'entraînement d'accessoires embarqués des aéronefs. Les produits CARQUEST ne sont pas conçus pour un usage dans des aéronefs.

Issued/Distribuée/Publicado: 2013

Catalog/Catalogue/Catalogo: CQ-2070D

Supersedes/Remplace/Reemplaza: 2012

MFG Code/Code de Fabricant/Codigo de Fabricante: RBR

Garantie limitée valable pour la durée de vie utile du produit

Les produits sont garantis contre tout défaut de matériau et de fabrication pour la durée de vie utile du produit [ou pour l'intervalle de remplacement recommandé indiqué dans les documents de CARQUEST]. CARQUEST remplacera ou réparera, à sa seule discrétion, tout produit présentant un défaut avéré de matériau ou de fabrication au cours de la période de validité de la garantie. Ceci constitue le seul et unique recours aux termes de la présente garantie. La décoloration et la différence de couleur ne sont pas garanties. La garantie est annulée si la défectuosité est causée par une installation incorrecte, un usage inadéquat ou un travail d'entretien ou de réparation inadéquat, ou si le produit est utilisé à des fins de course ou de compétition. Les produits ne sont pas certifiés conformes aux règlements qui peuvent s'appliquer pour des usages dans un domaine non connexe, c.-à-d. usage pour l'aviation avec ou sans équipage ou dans de l'équipement de survie.

TOUTE AUTRE GARANTIE EXPRESSE OU IMPLICITE, Y COMPRIS NOTAMMENT TOUTE GARANTIE DE QUALITÉ MARCHANDE OU D'ADAPTABILITÉ À UN USAGE PARTICULIER, EST EXPRESSÉMENT EXCLUE EN VERTU DES PRÉSENTES. LE NON-RESPECT DES DIRECTIVES DE REMPLACEMENT DES COURROIES DE DISTRIBUTION OU DES AUTRES PRODUITS DE CARQUEST PEUT OCCASIONNER DES DOMMAGES MAJEURS AU MOTEUR OU À L'ÉQUIPEMENT, POUR LESQUELS, DANS LES LIMITES PERMISES PAR LA LOI, CARQUEST DÉCLINE TOUTE RESPONSABILITÉ.

Ce document contient l'information la plus récente disponible pour nos ingénieurs. Pour obtenir des renseignements supplémentaires ou des numéros de pièces, veuillez communiquer avec le Service d'assistance technique, applications automobiles, au 1-303-744-5651.

G-FORCE® LIMITED WARRANTY

The CARQUEST G-Force® belts are warranted to the original purchase from defects in materials and workmanship for one year for snowmobile belts and two year for ATV/UTV belts from the date of purchase under normal use. This warranty shall be automatically null and void if the belt is used under abnormal conditions including but not exclusive to racing or any competitive event, case of improper installation, alignment, application clutch case sealing, towing or poor clutch condition. Final authorization on warranted product to be by CARQUEST Corporation.

GARANTIE LIMITÉE G-FORCE^{MD}

Les courroies G-Force^{MD} de CARQUEST offrent une garantie à partir de la date d'achat, à l'acheteur d'origine, et en fonction d'une condition d'utilisation normale, d'une année sur les courroies motoneiges et de deux années sur les courroies VTT/ VUTT, contre les défauts de matériaux et de fabrication. Cette garantie sera automatiquement annulée si la courroie est utilisée dans des conditions anormales incluant sans être exclusif à la course ou à tout événement de compétition, cas d'installation inadéquate, alignement, application, scellage du boîtier d'embrayage, remorquage ou à une mauvaise condition de l'embrayage. L'approbation finale sur les produits garantis sera faite par CARQUEST Corporation.

Featured Product

G-FORCE C₁₂



Gates continues to lead the way in CVT belt innovation, technology and development for today's recreational and utility all-terrain equipment with the latest addition to the G-Force[®] line, the all-new G-Force C₁₂ CVT belt. This belt is engineered for drop-in performance, featuring exceptional strength, flexibility, and durability.

Gates continue d'être le chef de file en matière d'innovation, de technologie et de développement de courroies CVT pour les véhicules tout-terrain récréatifs et utilitaires d'aujourd'hui, grâce à la plus récente addition à la ligne des courroies G-Force^{MD}, la toute nouvelle courroie de transmission à variation continue G-Force C₁₂. Conçue pour assurer un remplacement direct, cette courroie offre une résistance, une flexibilité et une durabilité exceptionnelles.

G-Force - The Genius of Continuous Evolution.

STRENGTH

The first CVT belt utilizing a carbon tensile cord, combining minimal stretch with extraordinary strength.

FLEXIBILITY

High performance neoprene with a trapezoidal top-notch and rounded bottom cog design maximizing heat control and flexibility.

DURABILITY

Carbon tensile cords are bonded with specially formulated adhesion gum to aramid fiber loaded rubber resulting in increased side-load resistance which prevents belt distortion and edge cord pullout.

PERFORMANCE

Carbon tensile cords provide optimal power transmission resulting in faster acceleration, improved throttle response and consistent shifting performance.

RÉSISTANCE

La courroie G-Force C12 est la première courroie de transmission à variation continue dotée de cordes de traction en carbone. Elle possède une résistance exceptionnelle et présente un allongement minimal.

FLEXIBILITÉ

Le néoprène haute performance des crans en V de la face externe et des crans arrondis de la surface interne maximise la dissipation de chaleur et la flexibilité.

DURABILITÉ

Grâce à une résine spécialement formulée, les cordes de traction en carbone adhèrent au caoutchouc renforcé de fibres aramides, ce qui accroît la résistance de la courroie aux charges latérales, prévient la déformation et réduit l'effilochage des cordes de traction latérales.

PERFORMANCE

Les cordes de traction en carbone procurent une transmission de puissance optimale, ce qui permet des accélérations rapides, une meilleure réponse de l'accélérateur et des changements de rapport d'une performance constante.

G-Force[®] Belts


Courroie G-Force^{MD}

A Breakthrough in CVT Belt Design

This new high-performance Neoprene (CR) and aramid fiber loaded rubber belt offers Original Equipment (OE) technology featuring trapezoid top-notch and rounded cog design for superior flexibility and heat dissipation. G-Force[®] belts are engineered for drop-in performance utilizing aramid reinforced fiber loaded rubber and advanced aramid tensile cords surrounded by specially formulated adhesion gum to reduce edge cord pullout and increase belt life.

Une avancée en matière de courroies CVT

Cette nouvelle courroie haute performance fabriquée de néoprène (CR) et de caoutchouc renforcé de fibres aramides offre une technologie conforme à celle des pièces d'origine. Sa face externe crantée et ses dents arrondies procurent une flexibilité et une dissipation de la chaleur hors pair. Les courroies G-Force^{MD} sont conçues pour la performance grâce au caoutchouc renforcé de fibres aramides et aux cordes de traction fabriquées de fibres aramides de première qualité et enveloppées d'un adhésif spécialement formulé. Cet adhésif réduit l'effilochage des cordes de traction latérales, ce qui augmente la durée de vie de la courroie.



G-Force[®] Belts

Courroie G-Force^{MD}

Perfect Fit; Paramount Performance and Durability; Drop-in Installation

Gates new G-Force[®] belts are the first of a new generation of Continuously Variable Transmission (CVT) belts. Building upon 100 years of manufacturing and materials success, CARQUEST has brought this technology to both the Original Equipment Manufacturer (OEM) and aftermarket CVT belt markets.

G-Force[®] drive belts are designed with proprietary measuring technology assuring exact fit. Advanced aramid tensile cords surrounded by specially formulated adhesion gum to reduce edge cord pullout and reinforced fiber loaded undercord are used in construction for dependability, performance and durability for today's recreational and utility all-terrain equipment. Double or single cog design construction matches the OEM belt design, maximizing heat control and flexibility.

Extreme real-world testing has proven the G-Force[®] belt to be high performing and durable, with no clutching adjustments necessary at installation. Whether trail riding, farming, ranching or extreme riding, G-Force[®] belts are engineered for demanding off-road conditions. Just drop in a G-Force[®] belt and be on your way for work or play.

Ajustement parfait; Performance et durabilité hors pair; Installation facile

Les courroies G-Force^{MD} de CARQUEST sont les premières d'une nouvelle génération de courroies de transmission à variation continue (CVT). Avec 100 ans de savoir-faire et de produits éprouvés, CARQUEST offre maintenant sa technologie des courroies CVT sur le marché des pièces d'origine et des pièces de rechange.

Les courroies d'entraînement G-Force^{MD} sont conçues au moyen d'une technologie de mesure exclusive qui assure un ajustement parfait. Les cordes de traction, fabriquées de fibres aramides de première qualité et enveloppées d'un adhésif spécialement formulé qui réduit l'effilochage des cordes de traction latérales, et le renforcement textile sous les cordes procurent à nos courroies une durabilité, une performance et une fiabilité exceptionnelles pour les véhicules tout-terrain récréatifs et utilitaires d'aujourd'hui. Qu'elles soient à double ou simple face dentée, nos courroies sont conformes aux produits d'origine tout en offrant une flexibilité et une dissipation de la chaleur maximales.

Des essais dans des conditions extrêmes ont montré que les courroies G-Force^{MD} sont hautement performantes et durables, et qu'aucun réglage de l'embrayage n'est nécessaire lors de leur installation. Que ce soit pour la randonnée, l'agriculture, l'élevage en ranch ou les sports motorisés extrêmes, les courroies G-Force^{MD} sont conçues pour les conditions hors route exigeantes. Installez facilement et rapidement une courroie G-Force^{MD}, et vous voilà prêt pour le travail ou les loisirs.



Xtreme® Belt

Courroie Xtreme^{MD}

When Performance Counts

Xtreme® belt is built for tough rider demands and high-performance sled action. Equally at home in deep powder or hard pack conditions, it's built for extra long wear and dependability for the trail rider, or white-knuckle high performance for the rough rider. Power clutching? No problem. Run a thousand mile week, or high mark to the top of the mountain. Xtreme® belt gives you top performance even at minus 30 degrees Fahrenheit [-34°C].

Optimize Belt Fit


We make every attempt to optimize belt fit for each cataloged application. However, due to consumer snowmobile clutch system modifications, manufacturing set-up, and available adjustment in the snowmobile clutches, the recommended belt may not fit the drive properly. All snowmobiles can be affected but the occurrence is more prevalent in the High Performance models. An owners manual should provide the necessary information and procedure for simple belt fit adjustments. Measuring the outside circumference of various manufacturers belts will not give an identical length reference due to the various belt dimensions and methods of belt manufacture.

Quand la performance devient une priorité

La courroie Xtreme^{MD} est conçue pour satisfaire aux exigences des conducteurs les plus hardis ainsi que pour les « hyper » motoneiges. Dans la poudreuse profonde ou sur une neige très compacte, elle offre une fiabilité et une très longue durée de vie au simple amateur de randonnée comme au conducteur audacieux qui exige plus de performance. Votre motoneige est munie d'une servotransmission? Aucun problème! Roulez mille kilomètres en une semaine ou escaladez une montagne. La courroie Xtreme^{MD} vous procurera une performance maximale même à -34 °C [-30 °F].

Ajustement optimal de la courroie

Chaque courroie de ce catalogue offre un ajustement optimal. Toutefois, comme les embrayages des motoneiges peuvent être modifiés par le propriétaire ou ajustés lors de la fabrication ou par la suite, il se pourrait que la courroie recommandée ne convienne pas parfaitement à l'entraînement. Cela peut arriver pour n'importe quelle motoneige, mais plus fréquemment pour les modèles haute performance. Le manuel d'entretien devrait fournir les renseignements et la procédure pour effectuer facilement les ajustements de la courroie. La mesure de la circonférence extérieure des courroies de divers fabricants ne pourra servir de référence pour trouver la bonne longueur, en raison des dimensions et des méthodes de fabrication variées.



Xtreme® Belt

Courroie Xtreme^{MD}

Composite Technology

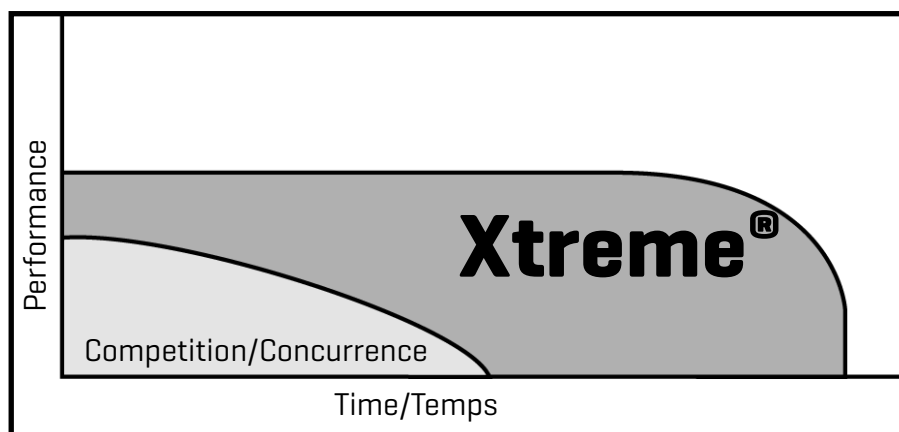
The heart of the Xtreme® belt is a breakthrough in compounding technology. The Xtreme® belt uses advanced composite technology similar to techniques used in building stealth fighters. All the belt layers must work together in a complex series of interactions. The over-cord fabric is made of unique material and special treatments which allows flexibility lengthwise, rigidity axially and helps resist fatigue. The tensile cord is made of aramid fiber that is specially twisted and chemically treated to prevent damage from high-speed flexing. The undercord structure resists the buckling load applied by the tensile member while withstanding squeezing force.

An adhesion gum layer greatly reduces cord separation. A special patented notch fabric reinforces the notch structure, prevents cracking, minimizes belt material deposits to prevent “greasing” and is heat resistant. CARQUEST proprietary technology is backed by thorough testing. Both laboratory and field tests show Xtreme® belt is the best performance belt on the market. Results showed little performance “fade” compared to competitive belts. For more information on CARQUEST Xtreme® belts, visit our technical page online at www.gates.com/snow.

La technologie des matériaux composites

La conception de la courroie Xtreme^{MD} repose sur la plus récente percée en matière de technologie des matériaux composites. La technologie employée pour la courroie Xtreme^{MD} est similaire à une technique utilisée pour la fabrication des avions de chasse furtifs. Toutes les couches de matériaux de la courroie doivent travailler de concert dans une série d’interactions complexes. Le revêtement des cordes de traction est fait d’un matériau unique, traité spécialement pour accroître les propriétés de flexibilité longitudinale, de rigidité axiale et de résistance à la fatigue. Les cordes de traction sont fabriquées de fibres aramides spécialement torsadées et traitées chimiquement pour prévenir les dommages causés par la flexion à haute vitesse. La partie inférieure de la courroie résiste à la fois aux forces de compression et à la charge induite par les cordes de traction.

Une couche de gomme adhésive aide grandement à diminuer la séparation de la corde. Le matériau breveté et spécial renforce les crans, prévient les craquelures, résiste à la chaleur et réduit les dépôts de matériaux qui donnent l’effet d’un « graissage ». Cette technologie exclusive à CARQUEST a fait l’objet de tests approfondis. Effectués en laboratoire et sur le terrain, ces tests démontrent que la courroie Xtreme^{MD} est la plus performante sur le marché. Les résultats ont montré bien peu de perte d’efficacité comparativement aux courroies de la concurrence. Pour de plus amples renseignements sur les courroies Xtreme^{MD} de NAPA courroies et boyaux, consultez notre page technique en ligne au www.gates.com/snow.





Notes

Belts for Snowmobiles Courroies pour motoneiges

Application	Eng. Size (cc) Cylindrée (cc)	Year Année	Mfr. Part No. N° de pièce du fabricant	G-Force® G-Force ^{MD}	G-Force® Carbon G-Force ^{MD} Carbon	Xtreme® Xtreme ^{MD}	Belt No. N° de Courroie
ALOUETTE							
Sno-Brute 440	440cc	1976	35008				6083
Sno-Duster 340	340cc	1976	35008				6083
AMF							
Ski-Daddler Mark XX 440	439cc	1970	37880				6096
ARCTIC CAT, INC.							
4-Stroke Touring	658cc	2003	0627013	46G4821		42X4900	
4-Stroke Touring	660cc	2002	0627020	40G4683	40C4683	38X4750	
4-Stroke Trail	658cc	2003	0627013	46G4821		42X4900	
4-Stroke Trail	660cc	2002	0627020	40G4683	40C4683	38X4750	
440ZR	440cc	1993	0627012	40G4683	40C4683	38X4750	
580ZR	580cc	1993	0627012	40G4683	40C4683	38X4750	
Bearcat 340	339cc	2000-1995	0627013	46G4821		42X4900	
Bearcat 440	431cc	1998-1995	0627014	45G4809		42X4900	
Bearcat 440-I	431cc	2000-1999	0627014	45G4809		42X4900	
Bearcat 440-II	431cc	2000-1999	0627014	45G4809		42X4900	
Bearcat 550	550cc	1996-1995	0627014	45G4809		42X4900	
Bearcat 570	565cc	2013-2009	0627067	39G4455	39C4455		
Bearcat 570	565cc	2008-2004	0627013	46G4821		42X4900	
Bearcat 570 XT	565cc	2013-2009	0627046	39G4455	39C4455	43X4616	
Bearcat Widetrack	660cc	2008-2004	0627033	50G4966			
Bearcat Widetrack 4-Stroke	658cc	2003	0627026	50G4966			
Bearcat Widetrack 550	550cc	2002-1996	0627014	45G4809		42X4900	
Bearcat Widetrack Turbo	660cc	2008-2006	0627049	42G4683		44X4810	
Bearcat Z1 XT	1056cc	2013-2009	0627047	43G4210	43C4210	43X4340	
Bearcat Z1 XT Groomer Special	1056cc	2012	0627047	43G4210	43C4210	43X4340	
Bearcat Z1 XT GS	1056cc	2013	0627073	43G4210	43C4210	43X4340	
Bearcat Z1 XT LTD	1056cc	2013-2011	0627047	43G4210	43C4210	43X4340	
CFR 8	794cc	2011-2010	0627060	39G4455	39C4455	43X4616	
CFR 8 Limited	794cc	2010	0627060	39G4455	39C4455	43X4616	
CFR 1000	999cc	2011-2010	0627060	39G4455	39C4455	43X4616	
Cheetah 340	340cc	1994	0227103	39G4289		38X4350	
Cheetah 440	431cc	1994	0227103	39G4289		38X4350	
Cheetah 550	550cc	1994	0227103	39G4289		38X4350	
Cheetah FC	500cc	1988	0227101	43G4266		38X4320	
Cheetah FC	500cc	1987-1986	0227030	43G4266		38X4351	
Cheetah LC	529cc	1988-1986	0627006			38X4350	
Cheetah Touring	440cc	1993-1991	0227103	39G4289		38X4350	
Cheetah Touring	500cc	1990	0227103	39G4289		38X4350	
Cheetah Touring LC	500cc	1989	0227103	39G4289		38X4350	
Cougar 440	440cc	1994-1991	0227103	39G4289		38X4350	
Cougar 440 2-Up	440cc	1992-1991	0227103	39G4289		38X4350	
Cougar 440 Mountain Cat	440cc	1994-1993	0227103	39G4289		38X4350	
Cougar 500	500cc	1990	0227103	39G4289		38X4350	
Cougar 500	500cc	1989-1988	0627006			38X4350	
Cougar 500	500cc	1987-1985	0227030	43G4266		38X4351	
Cougar 500 Mountain Cat	500cc	1990	0227103	39G4289		38X4350	
Cougar 500 Mountain Cat	500cc	1989	0627006			38X4350	
Cougar 550	550cc	1998	0627021	40G4683	40C4683	38X4750	
Cougar 550	550cc	1997-1995	0627012	40G4683	40C4683	38X4750	
Cougar 550 2-Up	550cc	1996	0627012	40G4683	40C4683	38X4750	
Cougar 550 DLX	550cc	1998	0627021	40G4683	40C4683	38X4750	

Belts for Snowmobiles Courroies pour motoneiges

Application	Eng. Size (cc) Cylindrée (cc)	Year Année	Mfr. Part No. N° de pièce du fabricant	G-Force® G-Force ^{MD}	G-Force® Carbon G-Force ^{MD} Carbon	Xtreme® Xtreme ^{MD}	Belt No. N° de Courroie
ARCTIC CAT, INC. - Continued (Continuent)							
Cougar 550 Mountain Cat	550cc	1998	0627021	40G4683	40C4683	38X4750	
Cougar 550 Mountain Cat	550cc	1997-1995	0627012	40G4683	40C4683	38X4750	
Crossfire 5	499cc	2009	0627067	39G4455	39C4455		
Crossfire 5	499cc	2008-2007	0627046	39G4455	39C4455	43X4616	
Crossfire 6	599cc	2011-2007	0627046	39G4455	39C4455	43X4616	
Crossfire 6	599cc	2006	0627036	45G4340			
Crossfire 7	698cc	2006	0627036	45G4340			
Crossfire 8	794cc	2011-2010	0627060	39G4455	39C4455	43X4616	
Crossfire 8	794cc	2009-2007	0627046	39G4455	39C4455	43X4616	
Crossfire 8 Limited	794cc	2010	0627060	39G4455	39C4455	43X4616	
Crossfire 8 Sno Pro	794cc	2011-2010	0627060	39G4455	39C4455	43X4616	
Crossfire 8 Sno Pro	794cc	2009-2007	0627046	39G4455	39C4455	43X4616	
Crossfire 8 Sno Pro LE	794cc	2009	0627046	39G4455	39C4455	43X4616	
Crossfire 8 Sno Pro LTD	794cc	2011	0627060	39G4455	39C4455	43X4616	
Crossfire 1000	999cc	2009-2007	0627060	39G4455	39C4455	43X4616	
Crossfire 1000 Sno Pro	999cc	2009-2007	0627060	39G4455	39C4455	43X4616	
Crossfire 1000 Sno Pro LE	999cc	2009	0627060	39G4455	39C4455	43X4616	
Crossfire R 8	794cc	2009	0627046	39G4455	39C4455	43X4616	
Crossfire R 8 LE	794cc	2009	0627046	39G4455	39C4455	43X4616	
Crossfire R 1000	999cc	2009	0627060	39G4455	39C4455	43X4616	
Crossfire R 1000 LE	999cc	2009	0627060	39G4455	39C4455	43X4616	
El Tigre	500cc	1985	0627006			38X4350	
El Tigre	529cc	1990	0227103	39G4289		38X4350	
El Tigre	529cc	1986	0627006			38X4350	
El Tigre	550cc	1991	0227103	39G4289		38X4350	
El Tigre 5000	500cc	1988	0227101	43G4246		38X4320	
El Tigre 5000	500cc	1987	0627006			38X4350	
El Tigre 5000	500cc	1981	0227030	43G4266		38X4351	
El Tigre 5000	500cc	1980	0227019	28G4266			
El Tigre 6000	500cc	1981	0627006			38X4350	
El Tigre 6000	500cc	1980	0227019	28G4266			
El Tigre 6000	500cc	1980	0227006				
El Tigre 6000	529cc	1989	0627006			38X4350	
El Tigre 6000	529cc	1988	0227101	43G4246		38X4320	
El Tigre 6000	529cc	1987	0627006			38X4350	
El Tigre 6000DK	500cc	1984	0627006			38X4350	
El Tigre EXT	529cc	1990	0227103	39G4289		38X4350	
El Tigre EXT	529cc	1989	0627006			38X4350	
El Tigre EXT	550cc	1991	0227103	39G4289		38X4350	
El Tigre EXT Mountain Cat	529cc	1990	0227103	39G4289		38X4350	
El Tigre EXT Mountain Cat	529cc	1989	0627006			38X4350	
El Tigre EXT Mountain Cat	550cc	1991	0227103	39G4289		38X4350	
El Tigre EXT Special	550cc	1991	0227103	39G4289		38X4350	
EXT 550	550cc	1993-1992	0227103	39G4289		38X4350	
EXT 550 EFI	550cc	1993	0227103	39G4289		38X4350	
EXT 550 EFI Mountain Cat	550cc	1993	0227103	39G4289		38X4350	
EXT 550 Mountain Cat	550cc	1993	0227103	39G4289		38X4350	
EXT 550 Special	550cc	1992	0227103	39G4289		38X4350	
EXT 580	580cc	1996-1994	0627012	40G4683	40C4683	38X4750	
EXT 580 EFI	580cc	1998	0627021	40G4683	40C4683	38X4750	
EXT 580 EFI	580cc	1997-1994	0627012	40G4683	40C4683	38X4750	
EXT 580 EFI	580cc	1993	0227103	39G4289		38X4350	
EXT 580 EFI Deluxe	580cc	1998	0627021	40G4683	40C4683	38X4750	

Belts for Snowmobiles Courroies pour motoneiges

Application	Eng. Size (cc) Cylindrée (cc)	Year Année	Mfr. Part No. N° de pièce du fabricant	G-Force® G-Force ^{MD}	G-Force® Carbon G-Force ^{MD} Carbon	Xtreme® Xtreme ^{MD}	Belt No. N° de Courroie
ARCTIC CAT, INC. - Continued (Continuent)							
EXT 580 EFI Deluxe	580cc	1997-1996	0627012	40G4683	40C4683	38X4750	
EXT 580 EFI Mountain Cat	580cc	1996-1994	0627012	40G4683	40C4683	38X4750	
EXT 580 EFI Mountain Cat	580cc	1993	0227103	39G4289		38X4350	
EXT 580 EFI Mountain Cat Wave	580cc	1994	0627012	40G4683	40C4683	38X4750	
EXT 580 Mountain Cat	580cc	1994	0627012	40G4683	40C4683	38X4750	
EXT 580 Mountain Cat	580cc	1993	0227103	39G4289		38X4350	
EXT 580 Mountain Cat Wave	580cc	1994	0627012	40G4683	40C4683	38X4750	
EXT 580 Powder Special	580cc	1996-1995	0627010	36G4683		38X4750	
EXT 580Z	580cc	1993	0227103	39G4289		38X4350	
EXT 600 Touring	594cc	1998	0627020	40G4683	40C4683	38X4750	
EXT 600 Triple	594cc	1998	0627020	40G4683	40C4683	38X4750	
EXT 600 Triple	594cc	1997	0627010	36G4683		38X4750	
F5	499cc	2013	0627067	39G4455	39C4455		
F5	499cc	2009	0627067	39G4455	39C4455		
F5	499cc	2008-2007	0627046	39G4455	39C4455	43X4616	
F5 Firecat	499cc	2006	0627044	43G4340			
F5 Firecat	499cc	2005	0627034	42G4266		43X4400	
F5 Firecat	499cc	2004	0627031	37G4620		38X4740	
F5 Firecat	499cc	2003	0627020	40G4683	40C4683	38X4750	
F5 Firecat Sno Pro	499cc	2006	0627044	43G4340			
F5 Firecat Sno Pro	499cc	2005	0627034	42G4266		43X4400	
F5 Firecat Sno Pro	499cc	2004	0627031	37G4620		38X4740	
F5 Firecat Sno Pro	499cc	2003	0627020	40G4683	40C4683	38X4750	
F5 LXR	499cc	2012-2009	0627067	39G4455	39C4455		
F5 LXR	499cc	2008-2007	0627046	39G4455	39C4455	43X4616	
F6	599cc	2008-2007	0627046	39G4455	39C4455	43X4616	
F6 Firecat	599cc	2004	0627031	37G4620		38X4740	
F6 Firecat EFI	599cc	2006	0627044	43G4340			
F6 Firecat EFI	599cc	2005	0627034	42G4266		43X4400	
F6 Firecat EFI	599cc	2004	0627031	37G4620		38X4740	
F6 Firecat EFI EXT	599cc	2005	0627034	42G4266		43X4400	
F6 Firecat EFI EXT	599cc	2004	0627031	37G4620		38X4740	
F6 Firecat EFI R	599cc	2006	0627020	40G4683	40C4683	38X4750	
F6 Firecat EFI Sno Pro	599cc	2006	0627044	43G4340			
F6 Firecat EFI Sno Pro	599cc	2005	0627034	42G4266		43X4400	
F6 Firecat EFI Sno Pro	599cc	2004	0627031	37G4620		38X4740	
F6 Firecat Sno Pro	599cc	2004	0627031	37G4620		38X4740	
F6 LXR	599cc	2008-2007	0627046	39G4455	39C4455	43X4616	
F6 Sno Pro	599cc	2011-2007	0627046	39G4455	39C4455	43X4616	
F7 Firecat	698cc	2006	0627044	43G4340			
F7 Firecat	698cc	2005	0627034	42G4266		43X4400	
F7 Firecat	698cc	2004	0627031	37G4620		38X4740	
F7 Firecat EFI	698cc	2006	0627044	43G4340			
F7 Firecat EFI	698cc	2005	0627034	42G4266		43X4400	
F7 Firecat EFI	698cc	2004	0627031	37G4620		38X4740	
F7 Firecat EFI	698cc	2003	0627020	40G4683	40C4683	38X4750	
F7 Firecat EFI EXT	698cc	2005	0627034	42G4266		43X4400	
F7 Firecat EFI EXT	698cc	2004	0627031	37G4620		38X4740	
F7 Firecat EFI R	698cc	2006	0627035	40G4651		38X4740	
F7 Firecat EFI Sno Pro	698cc	2006	0627044	43G4340			
F7 Firecat EFI Sno Pro	698cc	2005	0627034	42G4266		43X4400	
F7 Firecat EFI Sno Pro	698cc	2004	0627031	37G4620		38X4740	

Belts for Snowmobiles Courroies pour motoneiges

Application	Eng. Size (cc) Cylindrée (cc)	Year Année	Mfr. Part No. N° de pièce du fabricant	G-Force® G-Force ^{MD}	G-Force® Carbon G-Force ^{MD} Carbon	Xtreme® Xtreme ^{MD}	Belt No. N° de Courroie
ARCTIC CAT, INC. - Continued (Continuent)							
F7 Firecat EFI Sno Pro	698cc	2003	0627020	40G4683	40C4683	38X4750	
F7 Firecat EFI TS	698cc	2006	0627044	43G4340			
F7 Firecat Sno Pro	698cc	2006	0627044	43G4340			
F7 Firecat Sno Pro	698cc	2005	0627034	42G4266		43X4400	
F7 Firecat Sno Pro	698cc	2004	0627031	37G4620		38X4740	
F8	794cc	2010-2007	0627046	39G4455	39C4455	43X4616	
F8 EXT	794cc	2011	0627046	39G4455	39C4455	43X4616	
F8 LE	794cc	2009	0627046	39G4455	39C4455	43X4616	
F8 LXR	794cc	2011-2007	0627046	39G4455	39C4455	43X4616	
F8 Sno Pro	794cc	2011-2007	0627046	39G4455	39C4455	43X4616	
F8 Sno Pro Limited	794cc	2010	0627046	39G4455	39C4455	43X4616	
F8 Sno Pro LTD	794cc	2011	0627046	39G4455	39C4455	43X4616	
F8 Tony Stewart LE	794cc	2007	0627046	39G4455	39C4455	43X4616	
F570	565cc	2013-2009	0627067	39G4455	39C4455		
F570	565cc	2008	0627046	39G4455	39C4455	43X4616	
F1000	999cc	2008-2007	0627060	39G4455	39C4455	43X4616	
F1000 LXR	999cc	2008-2007	0627060	39G4455	39C4455	43X4616	
F1000 Sno Pro	999cc	2009-2007	0627060	39G4455	39C4455	43X4616	
Jag 340	339cc	1998	0627012	40G4683	40C4683	38X4750	
Jag 340	339cc	1990-1988	0227101	43G4246		38X4320	
Jag 340 Deluxe	339cc	1990-1988	0227101	43G4246		38X4320	
Jag 340 DLX	339cc	1999-1998	0627012	40G4683	40C4683	38X4750	
Jag 440	431cc	1999-1997	0627012	40G4683	40C4683	38X4750	
Jag 440	431cc	1996-1992	0227103	39G4289		38X4350	
Jag 440	431cc	1988	0227101	43G4246		38X4320	
Jag 440 AFS	431cc	1991-1990	0227103	39G4289		38X4350	
Jag 440 AFS	431cc	1989	0627006			38X4350	
Jag 440 AFS Deluxe	431cc	1991-1990	0227103	39G4289		38X4350	
Jag 440 AFS L/T	431cc	1993-1990	0227103	39G4289		38X4350	
Jag 440 AFS Special	431cc	1991	0227103	39G4289		38X4350	
Jag 440 Deluxe	431cc	1999-1997	0627012	40G4683	40C4683	38X4750	
Jag 440 Deluxe	431cc	1996-1992	0227103	39G4289		38X4350	
Jag 440 Liquid	431cc	1996	0227103	39G4289		38X4350	
Jag 440 Special	431cc	1992	0227103	39G4289		38X4350	
Jag 440Z	431cc	1994-1993	0227103	39G4289		38X4350	
Jaguar Z1	1056cc	2008-2007	0627047	43G4210	43C4210	43X4340	
King Cat 900	862cc	2005-2004	0627020	40G4683	40C4683	38X4750	
King Cat 900 1M	862cc	2004	0627020	40G4683	40C4683	38X4750	
King Cat 900 EFI	862cc	2006-2005	0627020	40G4683	40C4683	38X4750	
Lynx 300	339cc	1993-1991	0227030	43G4266		38X4351	
Lynx 300 Deluxe	339cc	1993-1991	0227030	43G4266		38X4351	
Lynx 300 Mountain Cat	339cc	1993-1992	0227103	39G4289		38X4350	
Lynx 2000S	250cc	1980	0227019	28G4266			
Lynx 2000T	275cc	1980	0227019	28G4266			
M5	499cc	2005	0627036	45G4340			
M5 EFI	499cc	2006	0627036	45G4340			
M6	599cc	2011-2007	0627046	39G4455	39C4455	43X4616	
M6 EFI	599cc	2006-2005	0627036	45G4340			
M7	698cc	2006	0627036	45G4340			
M7 EFI	698cc	2006-2005	0627036	45G4340			
M7 EFI LTD	698cc	2006	0627036	45G4340			
M7 LTD	698cc	2005	0627036	45G4340			

Belts for Snowmobiles Courroies pour motoneiges

Application	Eng. Size (cc) Cylindrée (cc)	Year Année	Mfr. Part No. N° de pièce du fabricant	G-Force® G-Force ^{MD}	G-Force® Carbon G-Force ^{MD} Carbon	Xtreme® Xtreme ^{MD}	Belt No. N° de Courroie
ARCTIC CAT, INC. - Continued (Continuent)							
M8	794cc	2011-2007	0627046	39G4455	39C4455	43X4616	
M8 HCR	794cc	2011-2010	0627046	39G4455	39C4455	43X4616	
M8 Limited	794cc	2010	0627046	39G4455	39C4455	43X4616	
M8 Sno Pro	794cc	2011-2007	0627046	39G4455	39C4455	43X4616	
M8 Sno Pro LTD	794cc	2011	0627046	39G4455	39C4455	43X4616	
M1000	999cc	2009-2008	0627060	39G4455	39C4455	43X4616	
M1000	999cc	2007	0627046	39G4455	39C4455	43X4616	
M1000 Sno Pro	999cc	2011-2008	0627060	39G4455	39C4455	43X4616	
M1000 Sno Pro	999cc	2007	0627046	39G4455	39C4455	43X4616	
Mountain Cat 500	497cc	2002	0627020	40G4683	40C4683	38X4750	
Mountain Cat 500 EFI	497cc	2001	0627020	40G4683	40C4683	38X4750	
Mountain Cat 570	565cc	2004-2002	0627020	40G4683	40C4683	38X4750	
Mountain Cat 600 EFI	599cc	2004-2001	0627020	40G4683	40C4683	38X4750	
Mountain Cat 600 EFI-LE	599cc	2002-2001	0627020	40G4683	40C4683	38X4750	
Mountain Cat 600 VEV	599cc	2001	0627020	40G4683	40C4683	38X4750	
Mountain Cat 800	785cc	2002-2001	0627020	40G4683	40C4683	38X4750	
Mountain Cat 800 EFI	785cc	2004-2002	0627020	40G4683	40C4683	38X4750	
Mountain Cat 800 EFI-LE	785cc	2002	0627020	40G4683	40C4683	38X4750	
Mountain Cat 800 LE	785cc	2002-2001	0627020	40G4683	40C4683	38X4750	
Mountain Cat 900	862cc	2004-2003	0627020	40G4683	40C4683	38X4750	
Mountain Cat 900 EFI	862cc	2004	0627020	40G4683	40C4683	38X4750	
Mountain Cat 1000	999cc	2002-2001	0627020	40G4683	40C4683	38X4750	
Pantera 440	435cc	1989	0627006			38X4350	
Pantera 440	435cc	1988	0227101	43G4246		38X4320	
Pantera 440	436cc	1992-1990	0227103	39G4289		38X4350	
Pantera 440	436cc	1986	0227030	43G4266		38X4351	
Pantera 440	438cc	1987	0227030	43G4266		38X4351	
Pantera 440	440cc	1985	0227030	43G4266		38X4351	
Pantera 440 Liquid	435cc	1996	0627012	40G4683	40C4683	38X4750	
Pantera 500	500cc	1981-1980	0227019	28G4266			
Pantera 550	550cc	2005-2003	0627021	40G4683	40C4683	38X4750	
Pantera 550	550cc	2002	0627020	40G4683	40C4683	38X4750	
Pantera 550	550cc	1994-1993	0227103	39G4289		38X4350	
Pantera 580	580cc	1998	0627021	40G4683	40C4683	38X4750	
Pantera 580	580cc	1997-1995	0627012	40G4683	40C4683	38X4750	
Pantera 580 EFI	580cc	2001-2000	0627020	40G4683	40C4683	38X4750	
Pantera 580 EFI	580cc	1999	0627021	40G4683	40C4683	38X4750	
Pantera 600 EFI	599cc	2005-2002	0627020	40G4683	40C4683	38X4750	
Pantera 800	794cc	1999-1998	0627020	40G4683	40C4683	38X4750	
Pantera 800 EFI	785cc	2004-2002	0627020	40G4683	40C4683	38X4750	
Pantera 1000	999cc	2001-2000	0627020	40G4683	40C4683	38X4750	
Panther 340	339cc	2000-1998	0627012	40G4683	40C4683	38X4750	
Panther 370	367cc	2008-2004	0627021	40G4683	40C4683	38X4750	
Panther 370	367cc	2001	0627013	46G4821		42X4900	
Panther 440	431cc	2002	0627021	40G4683	40C4683	38X4750	
Panther 440	431cc	2001-1997	0627012	40G4683	40C4683	38X4750	
Panther 440	431cc	1995	0227103	39G4289		38X4350	
Panther 440	431cc	1993-1992	0227103	39G4289		38X4350	
Panther 440	431cc	1990	0227103	39G4289		38X4350	
Panther 440	431cc	1989	0627006			38X4350	
Panther 440	431cc	1985	0227030	43G4266		38X4351	
Panther 440	431cc	1981	0227019	28G4266			

Belts for Snowmobiles Courroies pour motoneiges

Application	Eng. Size (cc) Cylindrée (cc)	Year Année	Mfr. Part No. N° de pièce du fabricant	G-Force® G-Force ^{MD}	G-Force® Carbon G-Force ^{MD} Carbon	Xtreme® Xtreme ^{MD}	Belt No. N° de Courroie
ARCTIC CAT, INC. - Continued (Continuent)							
Panther 440 AFS	431cc	1991	0227103	39G4289		38X4350	
Panther 440 Deluxe	431cc	1996	0627012	40G4683	40C4683	38X4750	
Panther 440 Deluxe	431cc	1995-1991	0227103	39G4289		38X4350	
Panther 440 esr	431cc	2001-2000	0627012	40G4683	40C4683	38X4750	
Panther 440 EXT Special	431cc	1991	0227103	39G4289		38X4350	
Panther 440 Fan	431cc	1998	0627012	40G4683	40C4683	38X4750	
Panther 440 LC	431cc	1996	0627012	40G4683	40C4683	38X4750	
Panther 440 Mountain Cat	431cc	1991-1990	0227103	39G4289		38X4350	
Panther 500	500cc	1988-1986	0227030	43G4266		38X4351	
Panther 550	550cc	2001-1998	0627021	40G4683	40C4683	38X4750	
Panther 550	550cc	1997	0627012	40G4683	40C4683	38X4750	
Panther 570	565cc	2007-2004	0627021	40G4683	40C4683	38X4750	
Panther 570 esr	565cc	2003-2002	0627020	40G4683	40C4683	38X4750	
Panther 570 r	565cc	2002	0627020	40G4683	40C4683	38X4750	
Panther 660	660cc	2008-2006	0627013	46G4821		42X4900	
Panther 660 Trail	660cc	2007-2006	0627013	46G4821		42X4900	
Panther 5000	431cc	1984	0227030	43G4266		38X4351	
Panther 5000	431cc	1980	0227019	28G4266			
Powder Extreme 600	594cc	1998	0627020	40G4683	40C4683	38X4750	
Powder Extreme 600	594cc	1997	0627010	36G4683		38X4750	
Powder Special 500 EFI	497cc	2000-1999	0627020	40G4683	40C4683	38X4750	
Powder Special 500 EFI-LE	497cc	2000	0627020	40G4683	40C4683	38X4750	
Powder Special 580	580cc	1997	0627010	36G4683		38X4750	
Powder Special 580 EFI	580cc	1997	0627010	36G4683		38X4750	
Powder Special 600	599cc	2000-1998	0627020	40G4683	40C4683	38X4750	
Powder Special 600 2K	600cc	2000	0627020	40G4683	40C4683	38X4750	
Powder Special 600 EFI	599cc	2000-1998	0627020	40G4683	40C4683	38X4750	
Powder Special 600 EFI-LE	599cc	2000-1998	0627020	40G4683	40C4683	38X4750	
Powder Special 600 LE	599cc	2000	0627020	40G4683	40C4683	38X4750	
Powder Special 700	700cc	2000-1999	0627020	40G4683	40C4683	38X4750	
Powder Special 700 LE	700cc	2000-1999	0627020	40G4683	40C4683	38X4750	
Proclimb M 800	794cc	2013	0627084	37G4604		37C4604	
Proclimb M 800	794cc	2012	0627083	37G4604		37C4604	
Proclimb M 800 HCR	794cc	2013	0627084	37G4604		37C4604	
Proclimb M 800 HCR	794cc	2012	0627083	37G4604		37C4604	
Proclimb M 800 Sno Pro	794cc	2013	0627084	37G4604		37C4604	
Proclimb M 800 Sno Pro	794cc	2012	0627083	37G4604		37C4604	
Proclimb M 800 Sno Pro Limited	794cc	2013	0627084	37G4604		37C4604	
Proclimb M 1100	1056cc	2013-2012	0627081	38G4494		38C4494	
Proclimb M 1100 Sno Pro	1056cc	2012	0627081	38G4494		38C4494	
Proclimb M 1100 Sno Pro Limited	1056cc	2012	0627081	38G4494		38C4494	
Proclimb M 1100 Turbo	1056cc	2013-2012	0627082	38G4494		38C4494	
Proclimb M 1100 Turbo HCR	1056cc	2013-2012	0627082	38G4494		38C4494	
Proclimb M 1100 Turbo Sno Pro	1056cc	2013-2012	0627082	38G4494		38C4494	
Proclimb M 1100 Turbo Sno Pro Limited	1056cc	2013-2012	0627082	38G4494		38C4494	
ProClimb XF 800 Sno Pro High Country	794cc	2013	0627084	37G4604		37C4604	
ProClimb XF 800 Sno Pro High Country Limited	794cc	2013	0627084	37G4604		37C4604	
ProClimb XF 1100 Turbo Sno Pro High Country	1056cc	2013	0627082	38G4494		38C4494	
ProClimb XF 1100 Turbo Sno Pro High Country Limited	1056cc	2013	0627082	38G4494		38C4494	
Procross F 800 LXR	794cc	2013-2012	0627083	37G4604		37C4604	
Procross F 800 Sno Pro	794cc	2013-2012	0627083	37G4604		37C4604	

Belts for Snowmobiles Courroies pour motoneiges

Application	Eng. Size (cc) Cylindrée (cc)	Year Année	Mfr. Part No. N° de pièce du fabricant	G-Force® G-Force ^{MD}	G-Force® Carbon G-Force ^{MD} Carbon	Xtreme® Xtreme ^{MD}	Belt No. N° de Courroie
ARCTIC CAT, INC. - Continued (Continuent)							
Procross F 800 Sno Pro Limited	794cc	2013	0627083	37G4604	37C4604		
Procross F 800 Sno Pro RR	794cc	2013	0627083	37G4604	37C4604		
Procross F 1100 LXR	1056cc	2013-2012	0627081	38G4494	38C4494		
Procross F 1100 Sno Pro	1056cc	2013-2012	0627081	38G4494	38C4494		
Procross F 1100 Sno Pro Limited	1056cc	2013-2012	0627081	38G4494	38C4494		
Procross F 1100 Turbo LXR	1056cc	2013-2012	0627082	38G4494	38C4494		
Procross F 1100 Turbo Sno Pro	1056cc	2013-2012	0627082	38G4494	38C4494		
Procross F 1100 Turbo Sno Pro Limited	1056cc	2013-2012	0627082	38G4494	38C4494		
Procross F 1100 Turbo Sno Pro RR	1056cc	2013	0627082	38G4494	38C4494		
Procross XF 800 CrossTour	794cc	2013	0627083	37G4604	37C4604		
Procross XF 800 LXR	794cc	2013-2012	0627083	37G4604	37C4604		
Procross XF 800 Sno Pro	794cc	2013-2012	0627083	37G4604	37C4604		
Procross XF 800 Sno Pro High Country	794cc	2012	0627083	37G4604	37C4604		
Procross XF 800 Sno Pro Limited	794cc	2013	0627083	37G4604	37C4604		
Procross XF 1100 CrossTour	1056cc	2013	0627081	38G4494	38C4494		
Procross XF 1100 LXR	1056cc	2013-2012	0627081	38G4494	38C4494		
Procross XF 1100 Sno Pro	1056cc	2013-2012	0627081	38G4494	38C4494		
Procross XF 1100 Sno Pro Limited	1056cc	2013-2012	0627081	38G4494	38C4494		
Procross XF 1100 Turbo CrossTour	1056cc	2013	0627082	38G4494	38C4494		
Procross XF 1100 Turbo LXR	1056cc	2013-2012	0627082	38G4494	38C4494		
Procross XF 1100 Turbo Sno Pro	1056cc	2013-2012	0627082	38G4494	38C4494		
Procross XF 1100 Turbo Sno Pro High Country	1056cc	2012	0627082	38G4494	38C4494		
Procross XF 1100 Turbo Sno Pro Limited	1056cc	2013-2012	0627082	38G4494	38C4494		
Prowler 440	440cc	1994-1990	0227103	39G4289		38X4350	
Prowler 440 2-Up	440cc	1994-1991	0227103	39G4289		38X4350	
Prowler 440 Mountain Cat	440cc	1992-1991	0227103	39G4289		38X4350	
Prowler 440 Special	440cc	1992-1991	0227103	39G4289		38X4350	
Prowler 550	550cc	1995	0627012	40G4683	40C4683	38X4750	
Prowler 550 2-Up	550cc	1995	0627012	40G4683	40C4683	38X4750	
Puma	339cc	1997	0627012	40G4683	40C4683	38X4750	
Puma	339cc	1996-1994	0227103	39G4289		38X4350	
Puma 2-Up	339cc	1997	0627012	40G4683	40C4683	38X4750	
Puma 2-Up	339cc	1996-1994	0227103	39G4289		38X4350	
Puma Deluxe	339cc	1997	0627012	40G4683	40C4683	38X4750	
Puma Deluxe	339cc	1996-1994	0227103	39G4289		38X4350	
Sabercat 500	499cc	2005-2004	0627020	40G4683	40C4683	38X4750	
Sabercat 500 EFI	499cc	2006	0627020	40G4683	40C4683	38X4750	
Sabercat 500 EFI LX	499cc	2006	0627020	40G4683	40C4683	38X4750	
Sabercat 500 LX	499cc	2005-2004	0627020	40G4683	40C4683	38X4750	
Sabercat 600	599cc	2004	0627031	37G4620		38X4740	
Sabercat 600 EFI	599cc	2005-2004	0627031	37G4620		38X4740	
Sabercat 600 EFI EXT	599cc	2005-2004	0627031	37G4620		38X4740	
Sabercat 600 EFI LX	599cc	2006-2004	0627031	37G4620		38X4740	
Sabercat 600 LX	599cc	2004	0627031	37G4620		38X4740	
Sabercat 700 EFI	698cc	2005	0627035	40G4651		38X4740	
Sabercat 700 EFI	698cc	2004	0627031	37G4620		38X4740	
Sabercat 700 EFI EXT	698cc	2006-2005	0627035	40G4651		38X4740	
Sabercat 700 EFI EXT	698cc	2004	0627031	37G4620		38X4740	
Sabercat 700 EFI LX	698cc	2006-2005	0627035	40G4651		38X4740	
Sabercat 700 EFI LX	698cc	2004	0627031	37G4620		38X4740	
Sno Pro 500	499cc	2013-2010	0627047	43G4210	43C4210	43X4340	
Sno Pro 600	599cc	2012	0627085	38G4683			

Belts for Snowmobiles Courroies pour motoneiges

Application	Eng. Size (cc) Cylindrée (cc)	Year Année	Mfr. Part No. N° de pièce du fabricant	G-Force® G-Force ^{MD}	G-Force® Carbon G-Force ^{MD} Carbon	Xtreme® Xtreme ^{MD}	Belt No. N° de Courroie
ARCTIC CAT, INC. - Continued (Continuent)							
Sno Pro 600	599cc	2009	0627070			43X4400	
Sno Pro 600	599cc	2008	0627066	43G4210	43C4210		
Super Jag	431cc	1992-1989	0627006			38X4350	
Super Jag	431cc	1988-1987	0227030	43G4266		38X4351	
T500	499cc	2009	0627067	39G4455	39C4455		
T500	499cc	2008	0627046	39G4455	39C4455	43X4616	
T570	565cc	2013-2009	0627067	39G4455	39C4455		
T570	565cc	2008	0627046	39G4455	39C4455	43X4616	
T660 Touring	660cc	2006-2004	0627013	46G4821		42X4900	
T660 Turbo	660cc	2006	0627048	44G4553	44C4553	44X4740	
T660 Turbo	660cc	2005-2004	0627028	45G4514		43X4616	
T660 Turbo LE	660cc	2006	0627048	44G4553	44C4553	44X4740	
T660 Turbo ST	660cc	2006	0627048	44G4553	44C4553	44X4740	
T660 Turbo ST	660cc	2005	0627028	45G4514		43X4616	
T660 Turbo Touring	660cc	2007-2006	0627048	44G4553	44C4553	44X4740	
T660 Turbo Touring	660cc	2005-2004	0627028	45G4514		43X4616	
T660 Turbo Touring LE	660cc	2007-2006	0627048	44G4553	44C4553	44X4740	
T660 Turbo Trail	660cc	2007	0627048	44G4553	44C4553	44X4740	
T660 Turbo Trail LE	660cc	2007	0627048	44G4553	44C4553	44X4740	
T Z1	1056cc	2013-2010	0627069	40G4238			
T Z1	1056cc	2009-2008	0627047	43G4210	43C4210	43X4340	
T Z1 LXR	1056cc	2013-2010	0627069	40G4238			
T Z1 LXR	1056cc	2009-2008	0627047	43G4210	43C4210	43X4340	
T Z1 Turbo LE	1056cc	2009	0627066	43G4210	43C4210	43X4340	
T Z1 Turbo LXR	1056cc	2013-2010	0627073	43G4210	43C4210	43X4340	
T Z1 Turbo LXR LE	1056cc	2010	0627073	43G4210	43C4210	43X4340	
T Z1 Turbo Touring LXR	1056cc	2009	0627066	43G4210	43C4210	43X4340	
Thundercat 900	896cc	1997-1993	0627010	36G4683		38X4750	
Thundercat 900 Mountain Cat	896cc	1997-1994	0627010	36G4683		38X4750	
Thundercat 1000	999cc	2002-1998	0627020	40G4683	40C4683	38X4750	
Thundercat 1000 Mountain Cat	999cc	2000-1998	0627020	40G4683	40C4683	38X4750	
Trail Cat 3000	340cc	1980	0227019	28G4266			
Trail Cat 4000	431cc	1981-1980	0227019	28G4266			
Triple Touring 600	594cc	2001-1999	0627020	40G4683	40C4683	38X4750	
Wildcat 650	650cc	1990	0627006			38X4350	
Wildcat 650	650cc	1989	0627001			38X4355	
Wildcat 650	650cc	1988	0627006			38X4350	
Wildcat 650 Mountain Cat	650cc	1990	0627006			38X4350	
Wildcat 650 Mountain Cat	650cc	1989	0627001			38X4355	
Wildcat 700	700cc	1995	0627010	36G4683		38X4750	
Wildcat 700	700cc	1994-1993	0627011	37G4474		38X4600	
Wildcat 700	700cc	1992-1991	0627006			38X4350	
Wildcat 700 EFI	700cc	1996	0627010	36G4683		38X4750	
Wildcat 700 EFI	700cc	1994-1993	0627011	37G4474		38X4600	
Wildcat 700 EFI	700cc	1992-1991	0627006			38X4350	
Wildcat 700 EFI Mountain Cat	700cc	1996	0627010	36G4683		38X4750	
Wildcat 700 EFI Mountain Cat	700cc	1994-1993	0627011	37G4474		38X4600	
Wildcat 700 EFI Mountain Cat	700cc	1992	0627006			38X4350	
Wildcat 700 Mountain Cat	700cc	1995	0627010	36G4683		38X4750	
Wildcat 700 Mountain Cat	700cc	1993	0627011	37G4474		38X4600	
Wildcat 700 Mountain Cat	700cc	1992-1991	0627006			38X4350	
Wildcat Touring	700cc	1996-1995	0627010	36G4683		38X4750	

Belts for Snowmobiles Courroies pour motoneiges

Application	Eng. Size (cc) Cylindrée (cc)	Year Année	Mfr. Part No. N° de pièce du fabricant	G-Force® G-Force ^{MD}	G-Force® Carbon G-Force ^{MD} Carbon	Xtreme® Xtreme ^{MD}	Belt No. N° de Courroie
ARCTIC CAT, INC. - Continued (Continuent)							
Z1	1056cc	2010	0627069	40G4238			
Z1	1056cc	2009	0627047	43G4210	43C4210	43X4340	
Z1 LXR	1056cc	2011-2010	0627069	40G4238			
Z1 LXR	1056cc	2009	0627047	43G4210	43C4210	43X4340	
Z1 Sno Pro	1056cc	2011	0627069	40G4238			
Z1 Turbo	1056cc	2010	0627073	43G4210	43C4210	43X4340	
Z1 Turbo	1056cc	2009	0627066	43G4210	43C4210	43X4340	
Z1 Turbo EXT	1056cc	2011-2010	0627073	43G4210	43C4210	43X4340	
Z1 Turbo EXT Limited	1056cc	2010	0627073	43G4210	43C4210	43X4340	
Z1 Turbo LE	1056cc	2009	0627066	43G4210	43C4210	43X4340	
Z1 Turbo LXR	1056cc	2011-2010	0627073	43G4210	43C4210	43X4340	
Z1 Turbo LXR	1056cc	2009	0627066	43G4210	43C4210	43X4340	
Z1 Turbo Sno Pro	1056cc	2011-2010	0627073	43G4210	43C4210	43X4340	
Z1 Turbo Sno Pro Limited	1056cc	2010	0627073	43G4210	43C4210	43X4340	
Z1 Turbo Sno Pro LTD	1056cc	2011	0627073	43G4210	43C4210	43X4340	
Z 370	367cc	2007-1999	0627021	40G4683	40C4683	38X4750	
Z 370 es	367cc	2003-2000	0627021	40G4683	40C4683	38X4750	
Z 370 LX	367cc	2007-2004	0627021	40G4683	40C4683	38X4750	
Z 440	431cc	2002-1999	0627021	40G4683	40C4683	38X4750	
Z 440	431cc	1998-1995	0627012	40G4683	40C4683	38X4750	
Z 440 es	431cc	2002-2000	0627021	40G4683	40C4683	38X4750	
Z 440 esr	431cc	2003	0627021	40G4683	40C4683	38X4750	
Z 440 LX	431cc	2006-2004	0627021	40G4683	40C4683	38X4750	
Z 440 Sno Pro	435cc	2001	0627020	40G4683	40C4683	38X4750	
Z 440 Sno Pro	435cc	2000-1999	0627021	40G4683	40C4683	38X4750	
Z 570	565cc	2007-2004	0627021	40G4683	40C4683	38X4750	
Z 570	565cc	2003-2002	0627020	40G4683	40C4683	38X4750	
Z 570 esr	565cc	2003-2002	0627020	40G4683	40C4683	38X4750	
Z 570 LX	565cc	2007-2004	0627021	40G4683	40C4683	38X4750	
Z 570 SS	565cc	2002	0627020	40G4683	40C4683	38X4750	
ZL 440	436cc	2000-1998	0627021	40G4683	40C4683	38X4750	
ZL 440	436cc	1997	0627012	40G4683	40C4683	38X4750	
ZL 500	497cc	2002	0627020	40G4683	40C4683	38X4750	
ZL 500	497cc	2000-1998	0627020	40G4683	40C4683	38X4750	
ZL 500 EFI	497cc	2000-1999	0627020	40G4683	40C4683	38X4750	
ZL 500 EFI esr	497cc	2001	0627020	40G4683	40C4683	38X4750	
ZL 550	550cc	2003-2001	0627020	40G4683	40C4683	38X4750	
ZL 550 esr	550cc	2003-2001	0627020	40G4683	40C4683	38X4750	
ZL 550 esr	550cc	2000	0627021	40G4683	40C4683	38X4750	
ZL 580 EFI esr	580cc	2000	0627020	40G4683	40C4683	38X4750	
ZL 600	599cc	2000-1999	0627020	40G4683	40C4683	38X4750	
ZL 600 EFI	599cc	2003-1999	0627020	40G4683	40C4683	38X4750	
ZL 600 EFI esr	599cc	2003-2001	0627020	40G4683	40C4683	38X4750	
ZL 600 EFI esr SS	599cc	2003	0627020	40G4683	40C4683	38X4750	
ZL 600 EFI SS	599cc	2003-2002	0627020	40G4683	40C4683	38X4750	
ZL 700	700cc	2000	0627020	40G4683	40C4683	38X4750	
ZL 800 EFI esr	785cc	2003-2002	0627020	40G4683	40C4683	38X4750	
ZL 800 EFI SS	785cc	2003-2002	0627020	40G4683	40C4683	38X4750	
ZL 800 esr	785cc	2001	0627020	40G4683	40C4683	38X4750	
ZR 440	435cc	1996	0627010	36G4683		38X4750	
ZR 440	435cc	1995-1994	0627012	40G4683	40C4683	38X4750	
ZR 440	437cc	1998	0627020	40G4683	40C4683	38X4750	

Belts for Snowmobiles Courroies pour motoneiges

Application	Eng. Size (cc) Cylindrée (cc)	Year Année	Mfr. Part No. N° de pièce du fabricant	G-Force® G-Force ^{MD}	G-Force® Carbon G-Force ^{MD} Carbon	Xtreme® Xtreme ^{MD}	Belt No. N° de Courroie
ARCTIC CAT, INC. - Continued (Continuent)							
ZR 440	437cc	1997	0627010	36G4683		38X4750	
ZR 440 Sno Pro	435cc	1999-1998	0627020	40G4683	40C4683	38X4750	
ZR 440 Sno Pro	436cc	2000	0627010	36G4683		38X4750	
ZR 440 Sno Pro	440cc	2002-2001	0627020	40G4683	40C4683	38X4750	
ZR 500	497cc	2002-1998	0627020	40G4683	40C4683	38X4750	
ZR 500 EFI	497cc	2001-1999	0627020	40G4683	40C4683	38X4750	
ZR 500 EFI-LE	497cc	1999	0627020	40G4683	40C4683	38X4750	
ZR 500 LE	497cc	2002	0627020	40G4683	40C4683	38X4750	
ZR 500 LE	497cc	1999	0627020	40G4683	40C4683	38X4750	
ZR 580	580cc	1996-1994	0627012	40G4683	40C4683	38X4750	
ZR 580 EFI	580cc	1997	0627010	36G4683		38X4750	
ZR 580 EFI	580cc	1996-1995	0627012	40G4683	40C4683	38X4750	
ZR 580 EFI ETT	580cc	1996	0627010	36G4683		38X4750	
ZR 600	599cc	2002-1998	0627020	40G4683	40C4683	38X4750	
ZR 600 2K	600cc	2000	0627020	40G4683	40C4683	38X4750	
ZR 600 EFI	599cc	2002-1998	0627020	40G4683	40C4683	38X4750	
ZR 600 EFI-LE	599cc	2001-1998	0627020	40G4683	40C4683	38X4750	
ZR 600 EFI-LE XC	599cc	1998	0627020	40G4683	40C4683	38X4750	
ZR 600 LE	599cc	1999	0627020	40G4683	40C4683	38X4750	
ZR 600 VEV	599cc	2001	0627020	40G4683	40C4683	38X4750	
ZR 700	700cc	2000-1999	0627020	40G4683	40C4683	38X4750	
ZR 700	700cc	1995-1994	0627012	40G4683	40C4683	38X4750	
ZR 700 LE	700cc	2000	0627020	40G4683	40C4683	38X4750	
ZR 800	785cc	2002-2001	0627020	40G4683	40C4683	38X4750	
ZR 800 Cross Country	785cc	2002	0627020	40G4683	40C4683	38X4750	
ZR 800 EFI	785cc	2003-2002	0627020	40G4683	40C4683	38X4750	
ZR 800 EFI esr	785cc	2002	0627020	40G4683	40C4683	38X4750	
ZR 800 EFI Sno Pro	785cc	2003	0627020	40G4683	40C4683	38X4750	
ZR 800 LE	785cc	2001	0627020	40G4683	40C4683	38X4750	
ZR 900	862cc	2005-2004	0627032	45G4313		43X4400	
ZR 900	862cc	2003	0627020	40G4683	40C4683	38X4750	
ZR 900 EFI	862cc	2005-2004	0627032	45G4313		43X4400	
ZR 900 EFI Sno Pro	862cc	2005-2004	0627032	45G4313		43X4400	
ZR 900 Sno Pro	862cc	2005-2004	0627032	45G4313		43X4400	
ZR 900 Sno Pro	862cc	2003	0627020	40G4683	40C4683	38X4750	
ZRT 600	594cc	2002-1998	0627020	40G4683	40C4683	38X4750	
ZRT 600	594cc	1997-1996	0627010	36G4683		38X4750	
ZRT 600	600cc	1995	0627012	40G4683	40C4683	38X4750	
ZRT 600 LE	594cc	2001	0627020	40G4683	40C4683	38X4750	
ZRT 800	794cc	2001-1998	0627020	40G4683	40C4683	38X4750	
ZRT 800	794cc	1997-1996	0627010	36G4683		38X4750	
ZRT 800	800cc	1995	0627010	36G4683		38X4750	
ZRT 800 LE	794cc	2001	0627020	40G4683	40C4683	38X4750	
ARCTIC ENTERPRISES							
Arctic Cat Z	250cc	1976	0227014				6092
Cougar	372cc	1968	0100022				6083
Cross Country Cat 440	440cc	1976	0227020				6096
Cross Country Cat 500	500cc	1976	0227020				6096
El Tigre 290	290cc	1974	0227014				6092
El Tigre 340	340cc	1975	0227020				6096
El Tigre 340	340cc	1974	0227014				6092

Belts for Snowmobiles Courroies pour motoneiges

Application	Eng. Size (cc) Cylindrée (cc)	Year Année	Mfr. Part No. N° de pièce du fabricant	G-Force® G-Force ^{MD}	G-Force® Carbon G-Force ^{MD} Carbon	Xtreme® Xtreme ^{MD}	Belt No. N° de Courroie			
ARCTIC ENTERPRISES - Continued (Continuent)										
El Tigre 400	400cc	1974-1973	0227014	43G4266		38X4351	6092			
El Tigre 440	440cc	1975	0227020				6096			
El Tigre 440	440cc	1974	0227014				6092			
El Tigre 4000	440cc	1977-1976	0227020				6096			
El Tigre 5000	500cc	1981	0227030				38X4350	6096		
El Tigre 5000	500cc	1977-1976	0227020					6096		
El Tigre 6000	500cc	1981	0627006				28G4266		38X4350	6096
EXT 290	290cc	1973	0227020							6096
EXT 340	340cc	1973	0227020							6096
EXT 440	440cc	1973	0227020							6096
EXT 650	650cc	1973	0227020							6096
Jag 340	340cc	1975	0227014							6092
Jag 2000	250cc	1976	0227014							6092
Jag 2000	275cc	1980-1978	0227014							6092
Jag 3000	300cc	1980	0227014							6092
Jag 3000	340cc	1979-1976	0227014							6092
Jag 4000	440cc	1981	0227014							6092
Lynx 292	292cc	1973-1972	0100080							6044
Lynx 295	292cc	1971	0100080							6044
Lynx 303	303cc	1971	0100080							6044
Lynx 340	340cc	1971	0100080	6044						
Pantera 440	440cc	1975	0227019	28G4266		38X4351				6096
Pantera 5000	500cc	1979-1976	0227020							6096
Panther 246	246cc	1970	0100080							6044
Panther 292	292cc	1972	0100080							6044
Panther 292	292cc	1970	0100080							6044
Panther 295	295cc	1970	0100080				6044			
Panther 340	340cc	1970	0100080				6044			
Panther 440	440cc	1975	0227019				28G4266		38X4351	6083
Panther P8	372cc	1967	0100022							6083
Panther P12	372cc	1967	0100022							6083
Panther P15	300cc	1967	0100022	6044						
Panther P17H	300cc	1969	0100080	6044						
Panther P20	372cc	1968	0100032	6083						
AUTOTECHNIC, INC.										
Comet I 277	277cc	1972					6044			
Comet I 292	292cc	1972					6044			
Comet I 340	340cc	1972					6044			
Comet I 440	440cc	1972					6044			
Fury I 277	277cc	1972					6044			
Fury I 292	292cc	1972					6044			
Fury I 340	340cc	1972					6044			
Fury I 440	440cc	1972					6044			
Rebel 277	277cc	1972					6044			
Rebel 292	292cc	1972					6044			
Rebel 340	340cc	1972					6044			
Rebel 440	440cc	1972					6044			
Rebel I 277	277cc	1972					6044			
Rebel I 292	292cc	1972					6044			
Rebel I 340	340cc	1972					6044			
Rebel I 440	440cc	1972					6044			

Belts for Snowmobiles Courroies pour motoneiges

Application	Eng. Size (cc) Cylindrée (cc)	Year Année	Mfr. Part No. N° de pièce du fabricant	G-Force® G-Force ^{MD}	G-Force® Carbon G-Force ^{MD} Carbon	Xtreme® Xtreme ^{MD}	Belt No. N° de Courroie
AUTOTECHNIC, INC. - Continued (Continuent)							
Rebel II 277	277cc	1972					6044
Rebel II 292	292cc	1972					6044
Rebel II 340	340cc	1972					6044
Rebel II 440	440cc	1972					6044
BOMBARDIER							
245 RV	247cc	1975	414375800	31G4329		32X4400	
Alpine 399ER	399cc	1971	570041100	23G4246			
Alpine 399R	399cc	1971	570041100	23G4246			
Alpine 440	437cc	1975	570041100	23G4246			
Alpine 440ER	437cc	1973	570041100	23G4246			
Alpine 440R	437cc	1973	570041100	23G4246			
Alpine 500	496cc	1987	414523300	37G4322		38X4400	
Alpine 500	496cc	1986-1984	414375800	31G4329		32X4400	
Alpine 500	497cc	1983	414375800	31G4329		32X4400	
Alpine 640	640cc	1982-1980	414375800	31G4329		32X4400	
Alpine 640ER	635cc	1979-1977	414375800	31G4329		32X4400	
Alpine 640ER	635cc	1973	570041400	23G4246			
Alpine 640ER	635cc	1971	570041100	23G4246			
Alpine 640ER	645cc	1972	570041100	23G4246			
Blizzard 5500	497cc	1982-1979	414375800	31G4329		32X4400	
Blizzard 6500 Plus	340cc	1978	414375800	31G4329		32X4400	
Blizzard 7500	339cc	1981-1980	414375800	31G4329		32X4400	
Blizzard 7500 Plus	339cc	1979	414375800	31G4329		32X4400	
Blizzard 9500	437cc	1981-1980	414375800	31G4329		32X4400	
Blizzard 9500	440cc	1982	414375800	31G4329		32X4400	
Blizzard 9500 Plus	437cc	1979	414375800	31G4329		32X4400	
Blizzard 9700	521cc	1983	414505900	37G4322		38X4400	
Blizzard MX	497cc	1984	414505900	37G4322		38X4400	
Blizzard MX	497cc	1983	414375800	31G4329		32X4400	
Cheyenne	503cc	1991	414617500	37G4322		38X4401	
Cheyenne R	503cc	1991	414617500	37G4322		38X4401	
Citation	248cc	1990	414827600	33G4313		32X4400	
Citation	253cc	1991	414827600	33G4313		32X4400	
Citation	300cc	1979	414827600	33G4313		32X4400	
Citation 3500	269cc	1984-1983	414375800	31G4329		32X4400	
Citation 3500	269cc	1982-1980	414827600	33G4313		32X4400	
Citation 4500	368cc	1983	414375800	31G4329		32X4400	
Citation 4500	368cc	1982-1980	414827600	33G4313		32X4400	
Citation 4500E	368cc	1983	414375800	31G4329		32X4400	
Citation Electro	253cc	1991	414827600	33G4313		32X4400	
Citation LS	248cc	1989-1988	414827600	33G4313		32X4400	
Citation LS	248cc	1986-1985	414827600	33G4313		32X4400	
Citation LSE	248cc	1989-1988	414827600	33G4313		32X4400	
Citation LSE	248cc	1986-1985	414827600	33G4313		32X4400	
Citation SS	368cc	1983	414375800	31G4329		32X4400	
Citation SS	368cc	1982-1980	414827600	33G4313		32X4400	
Elan 250	247cc	1996-1990	570041100	23G4246			
Elan 250	247cc	1977-1971	570041100	23G4246			
Elan 250	250cc	1989-1978	570041100	23G4246			
Elan 250 Deluxe	247cc	1976-1974	570041100	23G4246			
Elan 250DL	247cc	1977	570041100	23G4246			

Belts for Snowmobiles Courroies pour motoneiges

Application	Eng. Size (cc) Cylindrée (cc)	Year Année	Mfr. Part No. N° de pièce du fabricant	G-Force® G-Force ^{MD}	G-Force® Carbon G-Force ^{MD} Carbon	Xtreme® Xtreme ^{MD}	Belt No. N° de Courroie
BOMBARDIER - Continued (Continuent)							
Elan 250E	247cc	1974-1971	570041100	23G4246			
Elan 250SS	247cc	1973	570041100	23G4246			
Elan 250T	247cc	1974-1973	570041100	23G4246			
Elan 300 SS	294cc	1975-1974	570041100	23G4246			
Elite 440	437cc	1975-1973	570041100	23G4246			
Elite 450	450cc	1982-1979	414375800	31G4329		32X4400	
Elite 1500 (Alt. Belt)	1500cc	2004	515176040				K050290
Escapade	496cc	1988-1987	414617500	37G4322		38X4401	
Everest 340	339cc	1977	414827600	33G4313		32X4400	
Everest 340	339cc	1976	414375800	31G4329		32X4400	
Everest 340	340cc	1979-1978	414827600	33G4313		32X4400	
Everest 340E	339cc	1977	414827600	33G4313		32X4400	
Everest 340E	339cc	1976	414375800	31G4329		32X4400	
Everest 340E	340cc	1979-1978	414827600	33G4313		32X4400	
Everest 440	437cc	1977	414827600	33G4313		32X4400	
Everest 440	437cc	1975	570041100	23G4246			
Everest 440	440cc	1979-1978	414827600	33G4313		32X4400	
Everest 440 LC	437cc	1977	414827600	33G4313		32X4400	
Everest 440 LC	444cc	1979	414375800	31G4329		32X4400	
Everest 440 LC	444cc	1978	414827600	33G4313		32X4400	
Everest 440E	437cc	1977	414827600	33G4313		32X4400	
Everest 440E	437cc	1975	570041100	23G4246			
Everest 440E	440cc	1979-1978	414827600	33G4313		32X4400	
Everest 460 LC	463cc	1983	414375800	31G4329		32X4400	
Everest 460 LC	464cc	1982-1980	414375800	31G4329		32X4400	
Everest 500	497cc	1983	414375800	31G4329		32X4400	
Everest 500	500cc	1982-1980	414375800	31G4329		32X4400	
Everest 500E	497cc	1983	414375800	31G4329		32X4400	
Expedition 600H.O. SDI	594cc	2010	417300197	48G4246		43X4320	
Expedition 1200 4-TEC	1171cc	2010	417300383	49G4266	49C4266	50X4395	
Expedition LE 600 H.O. E-TEC	594cc	2013-2011	417300383	49G4266	49C4266	50X4395	
Expedition LE 1200 4-TEC	1171cc	2013	417300391	49G4266	49C4266		
Expedition LE 1200 4-TEC	1171cc	2012-2011	417300377	49G4246	49C4246	43X4320	
Expedition SE 600 H.O. E-TEC	594cc	2013-2011	417300383	49G4266	49C4266	50X4395	
Expedition SE 600H.O. SDI	594cc	2010	417300197	48G4246		43X4320	
Expedition SE 1200 4-TEC	1171cc	2013-2010	417300377	49G4246	49C4246	43X4320	
Expedition Sport 550F	550cc	2008-2005	415060600	39G4266		38X4320	
Expedition Sport 550F	553cc	2013-2012	414860700	39G4266		38X4340	
Expedition Sport 550F	553cc	2011	417300367	45G4222			
Expedition Sport 600 ACE	600cc	2013-2012	417300127	42G4266			
Expedition Sport 600 ACE	600cc	2011	414860700	39G4266		38X4340	
Expedition Sport V-800	800cc	2008-2007	417300197	48G4246		43X4320	
Expedition TUV 600H.O. SDI	600cc	2009-2005	605348425	48G4553	48C4553	44X4640	
Expedition TUV V-800	800cc	2009-2007	605348425	48G4553	48C4553	44X4640	
Expedition TUV V-1000	1000cc	2006-2005	605348425	48G4553	48C4553	44X4640	
Formula 500	494cc	1998-1997	414860700	39G4266		38X4340	
Formula 500 Deluxe	494cc	1998-1997	414860700	39G4266		38X4340	
Formula 500 LC	494cc	2000	414860700	39G4266		38X4340	
Formula 583	583cc	1997	414860700	39G4266		38X4340	
Formula 583 Deluxe	583cc	1998	414860700	39G4266		38X4340	
Formula Deluxe 380	377cc	2000-1999	415060600	39G4266		38X4320	
Formula Deluxe 380F	377cc	2001	415060600	39G4266		38X4320	

Belts for Snowmobiles Courroies pour motoneiges

Application	Eng. Size (cc) Cylindrée (cc)	Year Année	Mfr. Part No. N° de pièce du fabricant	G-Force® G-Force ^{MD}	G-Force® Carbon G-Force ^{MD} Carbon	Xtreme® Xtreme ^{MD}	Belt No. N° de Courroie
BOMBARDIER - Continued (Continuent)							
Formula Deluxe 500	503cc	2000-1999	415060600	39G4266		38X4320	
Formula Deluxe 500 LC	499cc	2000-1999	414860700	39G4266		38X4340	
Formula Deluxe 500F	503cc	2001	415060600	39G4266		38X4320	
Formula Deluxe 583	583cc	1999	414860700	39G4266		38X4340	
Formula Deluxe 600	593cc	2000	414860700	39G4266		38X4340	
Formula Deluxe 670	670cc	1999	417300067	44G4266		38X4360	
Formula Deluxe 700	693cc	2000	417300067	44G4266		38X4360	
Formula Deluxe GS 700	693cc	2001	417300127	42G4266		38X4340	
Formula Deluxe GSE 600	593cc	2001	414860700	39G4266		38X4340	
Formula Deluxe GSE 700	693cc	2001	417300127	42G4266		38X4340	
Formula Deluxe Standard 500	493cc	2001	414860700	39G4266		38X4340	
Formula Deluxe Standard 600	593cc	2001	414860700	39G4266		38X4340	
Formula Grand Touring	582cc	1993	414741300	37G4322		38X4401	
Formula III 600	599cc	1999	417300066	40G5053		38X5140	
Formula III 600	599cc	1998	417300069	44G5077		38X5140	
Formula III 600	599cc	1997	417300067	44G4266		38X4360	
Formula III 600	599cc	1996-1995	414918200	44G4266		38X4421	
Formula III 600 LT	599cc	1998	417300069	44G5077		38X5140	
Formula III 600 LT	599cc	1997	417300067	44G4266		38X4360	
Formula III 600 LT	599cc	1996	414918200	44G4266		38X4421	
Formula III 600 R	599cc	1998	417300069	44G5077		38X5140	
Formula III 700	699cc	1999	417300066	40G5053		38X5140	
Formula III 700	699cc	1998	417300069	44G5077		38X5140	
Formula III 700 R	699cc	2000	417300066	40G5053		38X5140	
Formula III 700 R	699cc	1998	417300069	44G5077		38X5140	
Formula III 800	796cc	2000	417300066	40G5053		38X5140	
Formula III 800	809cc	1999	417300066	40G5053		38X5140	
Formula Mach I	580cc	1990-1989	414633800	42G4313		38X4401	
Formula Mach I	643cc	1992-1991	414741300	37G4322		38X4401	
Formula Mach I	670cc	1993	414741300	37G4322		38X4401	
Formula Mach I X	643cc	1991	414741300	37G4322		38X4401	
Formula Mach I XTC	580cc	1989	414633800	42G4313		38X4401	
Formula Mach I XTC	583cc	1990	414633800	42G4313		38X4401	
Formula Mach I XTC	643cc	1992-1991	414741300	37G4322		38X4401	
Formula Mach I XTC	670cc	1993	414741300	37G4322		38X4401	
Formula Mach I XTC II	643cc	1992	414741300	37G4322		38X4401	
Formula MX	462cc	1988-1987	414582300	37G4322		38X4400	
Formula MX	463cc	1989	414582300	37G4322		38X4400	
Formula MX	463cc	1986-1985	414523300	37G4322		38X4400	
Formula MX	467cc	1995-1994	414828700	34G4238		38X4320	
Formula MX	467cc	1993-1991	414633800	42G4313		38X4401	
Formula MX	467cc	1990	414582300	37G4322		38X4400	
Formula MX E	467cc	1991	414633800	42G4313		38X4401	
Formula MX LT	462cc	1988-1987	414582300	37G4322		38X4400	
Formula MX LT	463cc	1989	414582300	37G4322		38X4400	
Formula MX LT	467cc	1990	414582300	37G4322		38X4400	
Formula MX LT II	467cc	1990	414582300	37G4322		38X4400	
Formula MX X	467cc	1991	414633800	42G4313		38X4401	
Formula MX XTC	467cc	1991	414633800	42G4313		38X4401	
Formula MX XTC E	467cc	1991	414633800	42G4313		38X4401	
Formula MX XTC R	467cc	1993	414633800	42G4313		38X4401	
Formula MX Z	454cc	1995	414860700	39G4266		38X4340	

Belts for Snowmobiles Courroies pour motoneiges

Application	Eng. Size (cc) Cylindrée (cc)	Year Année	Mfr. Part No. N° de pièce du fabricant	G-Force® G-Force ^{MD}	G-Force® Carbon G-Force ^{MD} Carbon	Xtreme® Xtreme ^{MD}	Belt No. N° de Courroie
BOMBARDIER - Continued (Continuent)							
Formula MX Z	467cc	1994-1993	414828700	34G4238		38X4320	
Formula MX ZA	467cc	1993	414828700	34G4238		38X4320	
Formula MX ZX	467cc	1994	414828700	34G4238		38X4320	
Formula Plus	521cc	1989-1986	414582300	37G4322		38X4400	
Formula Plus	521cc	1985	414523300	37G4322		38X4400	
Formula Plus	536cc	1991	414633800	42G4313		38X4401	
Formula Plus	536cc	1990	414582300	37G4322		38X4400	
Formula Plus	582cc	1993	414741300	37G4322		38X4401	
Formula Plus	582cc	1992	414633800	42G4313		38X4401	
Formula Plus 2	582cc	1993	414741300	37G4322		38X4401	
Formula Plus E	536cc	1991	414633800	42G4313		38X4401	
Formula Plus E	582cc	1993	414741300	37G4322		38X4401	
Formula Plus E	582cc	1992	414633800	42G4313		38X4401	
Formula Plus EFI	582cc	1993	414741300	37G4322		38X4401	
Formula Plus LT	521cc	1989-1986	414582300	37G4322		38X4400	
Formula Plus LT	536cc	1990	414582300	37G4322		38X4400	
Formula Plus LT II	536cc	1990	414582300	37G4322		38X4400	
Formula Plus X	536cc	1991	414741300	37G4322		38X4401	
Formula Plus X	580cc	1993	414741300	37G4322		38X4401	
Formula Plus X	583cc	1992	414741300	37G4322		38X4401	
Formula Plus XTC	536cc	1991	414633800	42G4313		38X4401	
Formula Plus XTC	582cc	1993-1992	414741300	37G4322		38X4401	
Formula Plus XTC E	536cc	1991	414633800	42G4313		38X4401	
Formula Plus XTC E	582cc	1992	414741300	37G4322		38X4401	
Formula S	377cc	2000-1995	415060600	39G4266		38X4320	
Formula S Electric	377cc	1998	415060600	39G4266		38X4320	
Formula SL	497cc	1999-1995	415060600	39G4266		38X4320	
Formula SLS	494cc	1996	414860700	39G4266		38X4340	
Formula SP	463cc	1986	414523300	37G4322		38X4400	
Formula SS	463cc	1985	414523300	37G4322		38X4400	
Formula SS	670cc	1996-1995	414918200	44G4266		38X4421	
Formula ST	467cc	1994	414860700	39G4266		38X4340	
Formula STX	583cc	1996-1994	414860700	39G4266		38X4340	
Formula STX II	583cc	1994	414860700	39G4266		38X4340	
Formula STX LT	583cc	1995	414860700	39G4266		38X4340	
Formula STX LT 2	583cc	1996	414860700	39G4266		38X4340	
Formula XTC	467cc	1992	414633800	42G4313		38X4401	
Formula Z 500	494cc	1999	414860700	39G4266		38X4340	
Formula Z 583	581cc	1999	414860700	39G4266		38X4340	
Formula Z 583	583cc	1998-1994	414860700	39G4266		38X4340	
Formula Z 600	593cc	2000	414860700	39G4266		38X4340	
Formula Z 670	670cc	1999-1998	417300067	44G4266		38X4360	
Formula Z 700	693cc	2000	417300067	44G4266		38X4360	
Freeride 800R E-TEC	800cc	2013-2012	417300391	49G4266	49C4266		
Freestyle Back Country 550F	550cc	2009-2007	415060600	39G4266		38X4320	
Freestyle Park 550F	550cc	2008-2007	415060600	39G4266		38X4320	
Freestyle Session 300F	300cc	2008-2007	417300326	40G4238		38X4320	
Freestyle Session 550F	550cc	2007	415060600	39G4266		38X4320	
Futura 400	400cc	1979	414827600	33G4313		32X4400	
Futura 400E	400cc	1979	414827600	33G4313		32X4400	
Futura 440	440cc	1979	414827600	33G4313		32X4400	
Futura 440E	440cc	1979	414827600	33G4313		32X4400	

Belts for Snowmobiles Courroies pour motoneiges

Application	Eng. Size (cc) Cylindrée (cc)	Year Année	Mfr. Part No. N° de pièce du fabricant	G-Force® G-Force ^{MD}	G-Force® Carbon G-Force ^{MD} Carbon	Xtreme® Xtreme ^{MD}	Belt No. N° de Courroie
BOMBARDIER - Continued (Continuent)							
Futura 444 LC	444cc	1979	414375800	31G4329		32X4400	
Grand Touring 470	467cc	1995	414828700	34G4238		38X4320	
Grand Touring 500	494cc	1999-1996	414860700	39G4266		38X4340	
Grand Touring 583	582cc	1996-1995	414860700	39G4266		38X4340	
Grand Touring 583	582cc	1994	414741300	37G4322		38X4401	
Grand Touring 583	583cc	1999-1997	414860700	39G4266		38X4340	
Grand Touring 600	593cc	2000	414860700	39G4266		38X4340	
Grand Touring 700	699cc	2000-1999	417300066	40G5053		38X5140	
Grand Touring 700	699cc	1998	417300069	44G5077		38X5140	
Grand Touring 700 SE	699cc	1997	417300067	44G4266		38X4360	
Grand Touring Fan 380F	368cc	2003-2002	415060600	39G4266		38X4320	
Grand Touring Fan 500F	497cc	2002	414860700	39G4266		38X4340	
Grand Touring Fan 550F	553cc	2003	415060600	39G4266		38X4320	
Grand Touring GS 600	597cc	2002	414860700	39G4266		38X4340	
Grand Touring GS 700	693cc	2001	417300127	42G4266		38X4340	
Grand Touring GS 700	698cc	2002	417300127	42G4266		38X4340	
Grand Touring LE 600H.O. E-TEC	594cc	2013-2010	417300383	49G4266	49C4266	50X4395	
Grand Touring LE 1200 4-TEC	1171cc	2013-2010	417300383	49G4266	49C4266	50X4395	
Grand Touring SE 600	597cc	2003-2002	414860700	39G4266		38X4340	
Grand Touring SE 670	670cc	1996-1994	414918200	44G4266		38X4421	
Grand Touring SE 700	698cc	2003	417300127	42G4266		38X4340	
Grand Touring SE 700	699cc	1998	417300069	44G5077		38X5140	
Grand Touring SE 800	800cc	2002	417300127	42G4266		38X4340	
Grand Touring SE 800	809cc	2001-1999	417300066	40G5053		38X5140	
Grand Touring SE 800 Millennium	809cc	2000	417300066	40G5053		38X5140	
Grand Touring SE 800 SDI	800cc	2003	417300166	49G4266	49C4266	43X4340	
Grand Touring SE 1200 4-TEC	1171cc	2013-2010	417300383	49G4266	49C4266	50X4395	
Grand Touring Sport 500	499cc	2003-2002	414860700	39G4266		38X4340	
Grand Touring Sport 550F	553cc	2013-2012	414860700	39G4266		38X4340	
Grand Touring Sport 550F	553cc	2011-2010	417300367	45G4222			
Grand Touring Sport 600	597cc	2013-2010	417300197	48G4246		43X4320	
Grand Touring Sport 600	597cc	2003-2002	414860700	39G4266		38X4340	
Grand Touring Sport 600 ACE	600cc	2013-2012	417300127	42G4266			
Grand Touring Sport 600 ACE	600cc	2011	414860700	39G4266		38X4340	
Grand Touring Sport 700	698cc	2003-2002	417300127	42G4266		38X4340	
Grand Touring Sport V-1000	990cc	2003	417300197	48G4246		43X4320	
Grand Touring Standard 500	493cc	2001	414860700	39G4266		38X4340	
Grand Touring Standard 600	593cc	2001	414860700	39G4266		38X4340	
Grand Touring XTC	582cc	1994	414741300	37G4322		38X4401	
GSX Fan 380F	380cc	2006-2005	415060600	39G4266		38X4320	
GSX Fan 550F	550cc	2009-2005	415060600	39G4266		38X4320	
GSX LE 600H.O. E-TEC	594cc	2013-2010	417300383	49G4266	49C4266	50X4395	
GSX LE 1200 4-TEC	1171cc	2013-2010	417300383	49G4266	49C4266	50X4395	
GSX Limited 600H.O. E-TEC	594cc	2009	417300383	49G4266	49C4266	50X4395	
GSX Limited 600H.O. SDI	594cc	2004	417300197	48G4246		43X4340	
GSX Limited 600H.O. SDI	600cc	2008-2005	417300197	48G4246		43X4340	
GSX Limited 800H.O.	799cc	2004	417300166	49G4266	49C4266	43X4340	
GSX Limited 800H.O.	800cc	2006-2005	417300166	49G4266	49C4266	43X4340	
GSX Limited 800H.O. Power T.E.K.	800cc	2008-2007	417300166	49G4266	49C4266	43X4340	
GSX Limited 1200 4-TEC	1171cc	2009	417300383	49G4266	49C4266	50X4395	
GSX Limited Touring 600H.O. SDI	600cc	2008	417300197	48G4246		43X4320	
GSX SE 600H.O. E-TEC	594cc	2013-2012	417300383	49G4266	49C4266	50X4395	

Belts for Snowmobiles Courroies pour motoneiges

Application	Eng. Size (cc) Cylindrée (cc)	Year Année	Mfr. Part No. N° de pièce du fabricant	G-Force® G-Force ^{MD}	G-Force® Carbon G-Force ^{MD} Carbon	Xtreme® Xtreme ^{MD}	Belt No. N° de Courroie
BOMBARDIER - Continued (Continuent)							
GSX SE 800R E-TEC	799cc	2013-2012	417300391	49G4266	49C4266		
GSX SE 1200 4-TEC	1171cc	2013-2010	417300383	49G4266	49C4266	50X4395	
GSX Sport 500 SS	597cc	2009-2006	417300197	48G4246		43X4340	
GSX Sport 500 SS	597cc	2005-2004	414860700	39G4266		38X4340	
GSX Sport 550F	553cc	2010	417300367	45G4222			
GSX Sport 600	597cc	2010	417300197	48G4246		43X4320	
GSX Sport 600H.O.	594cc	2004	417300197	48G4246		43X4340	
GSX Sport 600H.O.	600cc	2005	417300197	48G4246		43X4340	
GSX Sport 600H.O. SDI	594cc	2004	417300197	48G4246		43X4340	
GSX Sport 600H.O. SDI	600cc	2007-2005	417300197	48G4246		43X4340	
GTX Fan 380F	380cc	2006-2005	415060600	39G4266		38X4320	
GTX Fan 550F	550cc	2009-2005	415060600	39G4266		38X4320	
GTX LE 600 H.O. E-TEC	594cc	2009	417300383	49G4266	49C4266	50X4395	
GTX LE 1200 4-TEC	1171cc	2009	417300383	49G4266	49C4266	50X4395	
GTX Limited 600H.O. SDI	600cc	2008-2005	417300197	48G4246		43X4320	
GTX Limited 800H.O.	800cc	2006-2005	417300166	49G4266	49C4266	43X4340	
GTX Limited 800H.O. Power T.E.K.	800cc	2007	417300166	49G4266	49C4266	43X4340	
GTX SE 1200 4-TEC	1171cc	2009	417300383	49G4266	49C4266	50X4395	
GTX Sport 500 SS	597cc	2009-2007	417300197	48G4246		43X4340	
GTX Sport 500 SS	597cc	2006-2005	414860700	39G4266		38X4340	
GTX Sport 600H.O.	600cc	2005	417300197	48G4246		43X4340	
GTX Sport 600H.O. SDI	600cc	2008-2005	417300197	48G4246		43X4320	
Legend Fan 380F	368cc	2004-2002	415060600	39G4266		38X4320	
Legend Fan 500F	497cc	2002	415060600	39G4266		38X4320	
Legend Fan 550F	553cc	2004-2003	415060600	39G4266		38X4320	
Legend Fan GT 380F	368cc	2004	415060600	39G4266		38X4320	
Legend Fan GT 550F	553cc	2004	415060600	39G4266		38X4320	
Legend GS 600	597cc	2002	414860700	39G4266		38X4340	
Legend GS 700	698cc	2002	417300127	42G4266		38X4340	
Legend GT SE 600H.O. SDI	594cc	2004	417300197	48G4246		43X4320	
Legend GT SE 700	698cc	2004	417300127	42G4266		38X4340	
Legend GT SE 800 SDI	799cc	2004	417300166	49G4266	49C4266	43X4320	
Legend GT SE V-1000	990cc	2004	417300197	48G4246		43X4320	
Legend GT SE V-1000	1000cc	2005	417300197	48G4246		43X4320	
Legend GT Sport 500 SS	597cc	2004	414860700	39G4266		38X4340	
Legend GT Sport 600H.O. SDI	594cc	2004	417300197	48G4246		43X4320	
Legend GT Sport 700	698cc	2004	417300127	42G4266		38X4340	
Legend GT Sport V-1000	990cc	2004	417300197	48G4246		43X4320	
Legend GT Sport V-1000	1000cc	2005	417300197	48G4246		43X4320	
Legend SE 600	597cc	2003-2002	414860700	39G4266		38X4340	
Legend SE 600H.O. SDI	594cc	2004	417300197	48G4246		43X4320	
Legend SE 700	698cc	2004-2003	417300127	42G4266		38X4340	
Legend SE 800	800cc	2002	417300127	42G4266		38X4340	
Legend SE 800 SDI	799cc	2004	417300166	49G4266	49C4266	43X4320	
Legend SE 800 SDI	800cc	2003	417300166	49G4266	49C4266	43X4340	
Legend SE V-1000	990cc	2004	417300197	48G4246		43X4320	
Legend SE V-1000	1000cc	2005	417300197	48G4246		43X4320	
Legend Sport 500	499cc	2003-2002	414860700	39G4266		38X4340	
Legend Sport 500 SS	597cc	2004	414860700	39G4266		38X4340	
Legend Sport 600	597cc	2003-2002	414860700	39G4266		38X4340	
Legend Sport 600H.O. SDI	594cc	2004	417300197	48G4246		43X4320	
Legend Sport 700	698cc	2004-2002	417300127	42G4266		38X4340	

Belts for Snowmobiles Courroies pour motoneiges

Application	Eng. Size (cc) Cylindrée (cc)	Year Année	Mfr. Part No. N° de pièce du fabricant	G-Force® G-Force ^{MD}	G-Force® Carbon G-Force ^{MD} Carbon	Xtreme® Xtreme ^{MD}	Belt No. N° de Courroie
BOMBARDIER - Continued (Continuent)							
Legend Sport V-1000	990cc	2004-2003	417300197	48G4246		43X4320	
Legend Sport V-1000	1000cc	2005	417300197	48G4246		43X4320	
Legend Touring V-800	800cc	2009-2007	417300197	48G4246		43X4320	
Legend Trail V-800	800cc	2008-2007	417300197	48G4246		43X4320	
Mach I 670	670cc	1996-1995	414918200	44G4266		38X4421	
Mach I 670	670cc	1994	414741300			38X4401	
Mach I 700	699cc	1999	417300066	40G5053		38X5140	
Mach I 700	699cc	1998	417300069	44G5077		38X5140	
Mach I 700	699cc	1997	417300067	44G4266		38X4360	
Mach I R	699cc	2000-1999	417300066	40G5053		38X5140	
Mach I R	699cc	1998	417300069	44G5077		38X5140	
Mach Z	773cc	1997	417300067	44G4266		38X4360	
Mach Z	773cc	1996-1994	414918200	44G4266		38X4421	
Mach Z	796cc	2001-1999	417300066	40G5053		38X5140	
Mach Z	796cc	1998	417300069	44G5077		38X5140	
Mach Z Adrenaline 1000 SDI	1000cc	2008-2005	417300189	49G4313		43X4400	
Mach Z LT	779cc	1996	414918200	44G4266		38X4421	
Mach Z LT	796cc	1999	417300066	40G5053		38X5140	
Mach Z LT	796cc	1998	417300069	44G5077		38X5140	
Mach Z LT	796cc	1997	417300067	44G4266		38X4360	
Mach Z LT 1000 SDI	1000cc	2008	417300189	49G4313		43X4400	
Mach Z LT R	796cc	1999	417300066	40G5053		38X5140	
Mach Z LT R	796cc	1998	417300069	44G5077		38X5140	
Mach Z LT SV	796cc	1998	417300069	44G5077		38X5140	
Mach Z M.H. R	796cc	1999	417300066	40G5053		38X5140	
Mach Z R	796cc	2000-1999	417300066	40G5053		38X5140	
Mach Z R	796cc	1998	417300069	44G5077		38X5140	
Mach Z R Millennium	809cc	2000	417300066	40G5053		38X5140	
Mach Z Sport 800	800cc	2002	417300066	40G5053		38X5140	
Mach Z Standard 800	809cc	2001	417300066	40G5053		38X5140	
Mach Z Tech Plus 800	796cc	2003	417300066	40G5053		38X5140	
Mach Z Tech Plus 800	800cc	2002	417300066	40G5053		38X5140	
Mach Z Tech Plus 800	809cc	2001	417300066	40G5053		38X5140	
Mach Z X 1000 SDI	1000cc	2008-2006	417300189	49G4313		43X4400	
MX Z 380F	377cc	2001	415060600	39G4266		38X4320	
MX Z 440	436cc	1996-1995	414860700	39G4266		38X4340	
MX Z 440	443cc	2000-1999	415060600	39G4266		38X4320	
MX Z 440 LC	454cc	1997	414860700	39G4266		38X4340	
MX Z 440F	437cc	2001-1997	415060600	39G4266		38X4320	
MX Z 500	493cc	2000	414860700	39G4266		38X4340	
MX Z 500	494cc	1999-1998	414860700	39G4266		38X4340	
MX Z 500	499cc	2001	415060600	39G4266		38X4320	
MX Z 500 SB	493cc	2000	414860700	39G4266		38X4340	
MX Z 550 X	550cc	2009-2007	415060600	39G4266		38X4320	
MX Z 550 X	550cc	2006	414860700	39G4266		38X4340	
MX Z 583	583cc	1998-1996	414860700	39G4266		38X4340	
MX Z 600	593cc	1999	414860700	39G4266		38X4340	
MX Z 600	597cc	2001-2000	414860700	39G4266		38X4340	
MX Z 600 SB	597cc	2000	414860700	39G4266		38X4340	
MX Z 670	670cc	1998-1996	417300067	44G4266		38X4360	
MX Z 670 HO	670cc	1999	417300067	44G4266		38X4360	
MX Z 670 HO T.H.	670cc	1999	417300067	44G4266		38X4360	

Belts for Snowmobiles Courroies pour motoneiges

Application	Eng. Size (cc) Cylindrée (cc)	Year Année	Mfr. Part No. N° de pièce du fabricant	G-Force® G-Force ^{MD}	G-Force® Carbon G-Force ^{MD} Carbon	Xtreme® Xtreme ^{MD}	Belt No. N° de Courroie
BOMBARDIER - Continued (Continuent)							
MX Z 700	693cc	2000	417300067	44G4266		38X4360	
MX Z 700 SB	693cc	2000	417300067	44G4266		38X4360	
MX Z 700 SB Millennium	693cc	2000	417300067	44G4266		38X4360	
MX Z 800	793cc	2000	417300067	44G4266		38X4360	
MX Z Adrenaline 500	499cc	2003	414860700	39G4266		38X4340	
MX Z Adrenaline 500 SS	500cc	2007-2005	417300197	48G4246		43X4340	
MX Z Adrenaline 500 SS	597cc	2004	414860700	39G4266		38X4340	
MX Z Adrenaline 600	593cc	2001	414860700	39G4266		38X4340	
MX Z Adrenaline 600	597cc	2002	414860700	39G4266		38X4340	
MX Z Adrenaline 600H.O.	594cc	2004-2003	417300197	48G4246		43X4340	
MX Z Adrenaline 600H.O.	600cc	2007-2005	417300197	48G4246		43X4340	
MX Z Adrenaline 600H.O. E-TEC	594cc	2010-2009	417300383	49G4266	49C4266	50X4395	
MX Z Adrenaline 600H.O. SDI	594cc	2004	417300197	48G4246		43X4340	
MX Z Adrenaline 600H.O. SDI	600cc	2008-2005	417300197	48G4246		43X4340	
MX Z Adrenaline 700	693cc	2001	417300127	42G4266		38X4340	
MX Z Adrenaline 700	698cc	2003-2002	417300127	42G4266		38X4340	
MX Z Adrenaline 800	793cc	2001	417300127	42G4266		38X4340	
MX Z Adrenaline 800	800cc	2003-2002	417300127	42G4266		38X4340	
MX Z Adrenaline 800H.O.	799cc	2004	417300166	49G4266	49C4266	43X4340	
MX Z Adrenaline 800H.O.	800cc	2006-2005	417300166	49G4266	49C4266	43X4340	
MX Z Adrenaline 800H.O. Power T.E.K.	800cc	2008-2007	417300166	49G4266	49C4266	43X4340	
MX Z Adrenaline 800R Power T.E.K.	800cc	2010-2009	417300383	49G4266	49C4266	50X4395	
MX Z Adrenaline 800R Power T.E.K.	800cc	2008	417300166	49G4266	49C4266	43X4340	
MX Z Adrenaline 1200 4-TEC	1171cc	2010	417300383	49G4266	49C4266	50X4395	
MX Z Blizzard 600H.O. SDI	600cc	2007	417300197	48G4246		43X4340	
MX Z Blizzard 800H.O. Power T.E.K.	800cc	2007	417300166	49G4266	49C4266	43X4340	
MX Z Fan 380F	368cc	2004-2002	415060600	39G4266		38X4320	
MX Z Fan 380F	380cc	2006-2005	415060600	39G4266		38X4320	
MX Z Fan 500F	497cc	2002	415060600	39G4266		38X4320	
MX Z Fan 550F	550cc	2008-2005	415060600	39G4266		38X4320	
MX Z Fan 550F	553cc	2004-2003	415060600	39G4266		38X4320	
MX Z Renegade 600	597cc	2002	417300127	42G4266		38X4340	
MX Z Renegade 600H.O.	594cc	2004-2003	417300197	48G4246		43X4340	
MX Z Renegade 600H.O.	600cc	2005	417300197	48G4246		43X4340	
MX Z Renegade 600H.O. E-TEC	594cc	2009	417300383	49G4266	49C4266	50X4395	
MX Z Renegade 600H.O. SDI	600cc	2008-2005	417300197	48G4246		43X4340	
MX Z Renegade 700	698cc	2002	417300127	42G4266		38X4340	
MX Z Renegade 800	800cc	2003-2002	417300127	42G4266		38X4340	
MX Z Renegade 800H.O.	799cc	2004	417300166	49G4266	49C4266	43X4340	
MX Z Renegade 800H.O.	800cc	2006-2005	417300166	49G4266	49C4266	43X4340	
MX Z Renegade 800H.O. Power T.E.K.	800cc	2007	417300166	49G4266	49C4266	43X4340	
MX Z Renegade 800R Power T.E.K.	800cc	2009	417300383	49G4266	49C4266	50X4395	
MX Z Renegade 800R Power T.E.K.	800cc	2008	417300166	49G4266	49C4266	43X4320	
MX Z Renegade 1000 SDI	1000cc	2007	417300189	49G4313		43X4400	
MX Z Renegade 1200 4-TEC	1171cc	2009	417300383	49G4266	49C4266	50X4395	
MX Z Renegade X 600H.O.	594cc	2004	417300197	48G4246		43X4340	
MX Z Renegade X 600H.O. E-TEC	594cc	2009	417300383	49G4266	49C4266	50X4395	
MX Z Renegade X 600H.O. SDI	594cc	2004	417300197	48G4246		43X4340	
MX Z Renegade X 600H.O. SDI	600cc	2008-2005	417300197	48G4246		43X4340	
MX Z Renegade X 800H.O.	799cc	2004	417300166	49G4266	49C4266	43X4340	
MX Z Renegade X 800H.O.	800cc	2006-2005	417300166	49G4266	49C4266	43X4340	
MX Z Renegade X 800H.O. Power T.E.K.	800cc	2007	417300166	49G4266	49C4266	43X4340	

Belts for Snowmobiles Courroies pour motoneiges

Application	Eng. Size (cc) Cylindrée (cc)	Year Année	Mfr. Part No. N° de pièce du fabricant	G-Force® G-Force ^{MD}	G-Force® Carbon G-Force ^{MD} Carbon	Xtreme® Xtreme ^{MD}	Belt No. N° de Courroie
BOMBARDIER - Continued (Continuent)							
MX Z Renegade X 800R H.O. Power T.E.K.	800cc	2008	417300166	49G4266	49C4266	43X4320	
MX Z Renegade X 800R Power T.E.K.	800cc	2009	417300383	49G4266	49C4266	50X4395	
MX Z Renegade X 1000 SDI	1000cc	2007-2006	417300189	49G4313		43X4400	
MX Z Renegade X 1200 4-TEC	1171cc	2009	417300383	49G4266	49C4266	50X4395	
MX Z REV Sport 600H.O.	594cc	2003	417300197	48G4246		43X4340	
MX Z REV Sport 800	799cc	2003	417300166	49G4266	49C4266	43X4340	
MX Z REV X 600H.O.	594cc	2003	417300197	48G4246		43X4340	
MX Z REV X 800	799cc	2003	417300166	49G4266	49C4266	43X4340	
MX Z Sport 500	499cc	2002	414860700	39G4266		38X4340	
MX Z Sport 550F	553cc	2013-2012	414860700	39G4266		38X4340	
MX Z Sport 550F	553cc	2011	417300367	45G4222			
MX Z Sport 600	597cc	2013-2010	417300197	48G4246		43X4320	
MX Z Sport 600	597cc	2002	414860700	39G4266		38X4340	
MX Z Sport 600 ACE	600cc	2013-2012	417300127	42G4266			
MX Z Sport 600 ACE	600cc	2011	414860700	39G4266		38X4340	
MX Z Sport 700	698cc	2002	417300127	42G4266		38X4340	
MX Z Sport 800	800cc	2002	417300127	42G4266		38X4340	
MX Z Standard 500	493cc	2001	414860700	39G4266		38X4340	
MX Z Standard 600	593cc	2001	414860700	39G4266		38X4340	
MX Z Standard 700	693cc	2001	417300127	42G4266		38X4340	
MX Z TNT 500 SS	597cc	2009-2008	417300197	48G4246		43X4340	
MX Z TNT 550F	553cc	2012	414860700	39G4266		38X4340	
MX Z TNT 550F	553cc	2011-2010	417300367	45G4222			
MX Z TNT 600	597cc	2012-2011	417300197	48G4246		43X4320	
MX Z TNT 600 ACE	600cc	2012	417300127	42G4266			
MX Z TNT 600 ACE	600cc	2011	414860700	39G4266		38X4340	
MX Z TNT 600H.O. E-TEC	594cc	2013-2009	417300383	49G4266	49C4266	50X4395	
MX Z TNT 800R E-TEC	799cc	2013-2011	417300391	49G4266	49C4266		
MX Z TNT 800R Power T.K.E.	799cc	2011	417300383	49G4266	49C4266	50X4395	
MX Z TNT 1200 4-TEC	1171cc	2013-2009	417300383	49G4266	49C4266	50X4395	
MX Z Trail 500	493cc	2001	414860700	39G4266		38X4340	
MX Z Trail 500	499cc	2003-2002	414860700	39G4266		38X4340	
MX Z Trail 500 SS	597cc	2009-2007	417300197	48G4246		43X4340	
MX Z Trail 500 SS	597cc	2006-2004	414860700	39G4266		38X4340	
MX Z Trail 600	593cc	2001	414860700	39G4266		38X4340	
MX Z Trail 600	597cc	2003-2002	414860700	39G4266		38X4340	
MX Z Trail 600H.O.	594cc	2004	417300197	48G4246		43X4340	
MX Z Trail 600H.O.	600cc	2005	417300197	48G4246		43X4340	
MX Z Trail 700	693cc	2001	417300127	42G4266		38X4340	
MX Z Trail 700	700cc	2002	417300127	42G4266		38X4340	
MX Z Trail 800	800cc	2002	417300127	42G4266		38X4340	
MX Z X 440	453cc	2001	414860700	39G4266		38X4340	
MX Z X 440 LC	437cc	2004	417300253	49G4266	49C4266		
MX Z X 440 LC	453cc	2000-1998	414860700	39G4266		38X4340	
MX Z X 600	593cc	2001	414860700	39G4266		38X4340	
MX Z X 600	597cc	2002	414860700	39G4266		38X4340	
MX Z X 600H.O.	594cc	2004	417300197	48G4246		43X4340	
MX Z X 600H.O.	600cc	2005	417300197	48G4246		43X4340	
MX Z X 600H.O. E-TEC	594cc	2013-2009	417300383	49G4266	49C4266	50X4395	
MX Z X 600H.O. SDI	594cc	2004	417300197	48G4246		43X4340	
MX Z X 600H.O. SDI	600cc	2008-2005	417300197	48G4246		43X4340	
MX Z X 600RS	594cc	2013-2012	417300425	44G4266			

Belts for Snowmobiles Courroies pour motoneiges

Application	Eng. Size (cc) Cylindrée (cc)	Year Année	Mfr. Part No. N° de pièce du fabricant	G-Force® G-Force ^{MD}	G-Force® Carbon G-Force ^{MD} Carbon	Xtreme® Xtreme ^{MD}	Belt No. N° de Courroie
BOMBARDIER - Continued (Continuent)							
MX Z X 700	693cc	2001	417300127	42G4266		38X4340	
MX Z X 700	698cc	2002	417300127	42G4266		38X4340	
MX Z X 800	793cc	2001	417300127	42G4266		38X4340	
MX Z X 800	800cc	2002	417300127	42G4266		38X4340	
MX Z X 800H.O.	800cc	2006-2005	417300166	49G4266	49C4266	43X4340	
MX Z X 800H.O. DPM	799cc	2004	417300166	49G4266	49C4266	43X4340	
MX Z X 800H.O. Power T.E.K.	800cc	2008-2007	417300166	49G4266	49C4266	43X4340	
MX Z X 800R E-TEC	799cc	2013-2011	417300391	49G4266	49C4266		
MX Z X 800R Power T.E.K.	800cc	2010-2009	417300383	49G4266	49C4266	50X4395	
MX Z X 1200 4-TEC	1171cc	2013-2009	417300383	49G4266	49C4266	50X4395	
MX Z X-RS 600H.O. E-TEC	594cc	2013-2010	417300383	49G4266	49C4266	50X4395	
MX Z X-RS 600H.O. SDI	600cc	2007	417300197	48G4246		43X4340	
MX Z X-RS 800H.O. Power T.E.K.	800cc	2007	417300166	49G4266	49C4266	43X4340	
MX Z X-RS 800R E-TEC	799cc	2013-2011	417300391	49G4266	49C4266		
MX Z X-RS 800R Power T.E.K.	800cc	2010	417300383	49G4266	49C4266	50X4395	
Nordik	368cc	1983-1982	414375800	31G4329		32X4400	
Nordik	368cc	1981	414827600	33G4313		32X4400	
Nordik 50	436cc	1991-1990	414617500	37G4322		38X4401	
Nordik 50	436cc	1988	414617500	37G4322		38X4401	
Nordik 50	447cc	1989	414617500	37G4322		38X4401	
Nordik 60	496cc	1991-1990	414617500	37G4322		38X4401	
Nordik 60	496cc	1988	414617500	37G4322		38X4401	
Nordik 60	503cc	1989	414617500	37G4322		38X4401	
Nordik 399	399cc	1971	570041100	23G4246			
Nordik 399E	399cc	1971	570041100	23G4246			
Nordik 440	437cc	1972	570041100	23G4246			
Nordik 440E	437cc	1972	570041100	23G4246			
Nordik 640E	635cc	1971	570041100	23G4246			
Nordik 640ER	635cc	1974-1972	570041100	23G4246			
Olympique 300	299cc	1976	414375800	31G4329		32X4400	
Olympique 300	299cc	1975-1971	570041100	23G4246			
Olympique 300E	299cc	1976	414375800	31G4329		32X4400	
Olympique 300E	299cc	1975	570041100	23G4246			
Olympique 300S	299cc	1977	414827600	33G4313		32X4400	
Olympique 300S	299cc	1976	414375800	31G4329		32X4400	
Olympique 300T	299cc	1977	414827600	33G4313		32X4400	
Olympique 335	334cc	1972	570041100	23G4246			
Olympique 335	335cc	1971	570041100	23G4246			
Olympique 335E	334cc	1972	570041100	23G4246			
Olympique 340	339cc	1977	414827600	33G4313		32X4400	
Olympique 340	339cc	1976	414375800	31G4329		32X4400	
Olympique 340	339cc	1975-1973	570041100	23G4246			
Olympique 340	340cc	1979-1978	414827600	33G4313		32X4400	
Olympique 340 Plus	339cc	1976	414375800	31G4329		32X4400	
Olympique 340E	339cc	1977	414827600	33G4313		32X4400	
Olympique 340E	339cc	1976	414375800	31G4329		32X4400	
Olympique 340E	339cc	1975-1973	570041100	23G4246			
Olympique 340E	340cc	1979-1978	414827600	33G4313		32X4400	
Olympique 399	399cc	1972-1971	570041100	23G4246			
Olympique 399E	399cc	1972-1971	570041100	23G4246			
Olympique 400	399cc	1974-1973	570041100	23G4246			
Olympique 400E	399cc	1974-1973	570041100	23G4246			

Belts for Snowmobiles Courroies pour motoneiges

Application	Eng. Size (cc) Cylindrée (cc)	Year Année	Mfr. Part No. N° de pièce du fabricant	G-Force® G-Force ^{MD}	G-Force® Carbon G-Force ^{MD} Carbon	Xtreme® Xtreme ^{MD}	Belt No. N° de Courroie
BOMBARDIER - Continued (Continuent)							
Olympique 440	437cc	1974-1973	570041100	23G4246			
Renegade Adrenaline 600H.O. E-TEC	594cc	2013-2010	417300383	49G4266	49C4266	50X4395	
Renegade Adrenaline 800R E-TEC	800cc	2013-2011	417300391	49G4266	49C4266		
Renegade Adrenaline 800R Power T.E.K.	800cc	2011	417300391	49G4266	49C4266		
Renegade Adrenaline 800R Power T.E.K.	800cc	2010	417300377	49G4246	49C4246	43X4320	
Renegade Adrenaline 1200 4-TEC	1171cc	2013-2010	417300383	49G4266	49C4266	50X4395	
Renegade Backcountry 600H.O. E-TEC	594cc	2013-2010	417300383	49G4266	49C4266	50X4395	
Renegade Backcountry 800R E-TEC	800cc	2013-2011	417300391	49G4266	49C4266		
Renegade Backcountry 800R Power T.E.K.	800cc	2011	417300391	49G4266	49C4266		
Renegade Backcountry 800R Power T.E.K.	800cc	2010	417300377	49G4246	49C4246	43X4320	
Renegade Backcountry X 600H.O. E-TEC	594cc	2013-2011	417300383	49G4266	49C4266	50X4395	
Renegade Backcountry X 800R E-TEC	800cc	2013-2011	417300391	49G4266	49C4266		
Renegade Backcountry X 800R Power T.E.K.	800cc	2010	417300377	49G4246	49C4246	43X4320	
Renegade SP	800cc	2011	417300391	49G4266	49C4266		
Renegade Sport 550F	553cc	2013-2012	414860700	39G4266		38X4340	
Renegade Sport 550F	553cc	2011-2010	417300367	45G4222			
Renegade Sport 600 ACE	600cc	2013-2012	417300127	42G4266			
Renegade Sport 600 ACE	600cc	2011	414860700	39G4266		38X4340	
Renegade X 600H.O. E-TEC	594cc	2013-2012	417300383	49G4266	49C4266	50X4395	
Renegade X 600H.O. E-TEC	594cc	2011	417300391	49G4266	49C4266		
Renegade X 600H.O. E-TEC	594cc	2010	417300383	49G4266	49C4266	50X4395	
Renegade X 800R E-TEC	800cc	2013-2011	417300391	49G4266	49C4266		
Renegade X 800R Power T.E.K.	800cc	2010	417300377	49G4246	49C4246	43X4320	
Renegade X 1200 4-TEC	1171cc	2013-2010	417300383	49G4266	49C4266	50X4395	
RV 340	339cc	1977	414375800	31G4329		32X4400	
RV 340	340cc	1978	414375800	31G4329		32X4400	
Safari 377	368cc	1988-1984	414523300	37G4322		38X4400	
Safari 377E	368cc	1988-1984	414523300	37G4322		38X4400	
Safari 447	436cc	1991	414633800	42G4313		38X4401	
Safari 447	436cc	1986-1985	414523300	37G4322		38X4400	
Safari 447	437cc	1984	414523300	37G4322		38X4400	
Safari 503	496cc	1988	414617500	37G4322		38X4401	
Safari 503R	496cc	1988	414617500	37G4322		38X4401	
Safari Cheyenne	496cc	1989	414375800	31G4329		32X4400	
Safari Cheyenne	503cc	1990	414617500	37G4322		38X4401	
Safari Cheyenne R	503cc	1990	414617500	37G4322		38X4401	
Safari Citation	249cc	1989	414827600	33G4313		32X4400	
Safari Citation	253cc	1990	414827600	33G4313		32X4400	
Safari Citation E	249cc	1989	414827600	33G4313		32X4400	
Safari Citation E	253cc	1990	414827600	33G4313		32X4400	
Safari Deluxe	377cc	1994-1993	414617500	37G4322		38X4401	
Safari Escapade	496cc	1989	414617500	37G4322		38X4401	
Safari GLX	467cc	1992-1990	414633800	42G4313		38X4401	
Safari Grand Luxe	437cc	1984	414523300	37G4322		38X4400	
Safari Grand Luxe	521cc	1986-1985	414523300	37G4322		38X4400	
Safari L	337cc	1990	414617500	37G4322		38X4401	
Safari L	377cc	1994-1993	414617500	37G4322		38X4401	
Safari L	377cc	1992	414633800	42G4313		38X4401	
Safari L	377cc	1991	414617500	37G4322		38X4401	
Safari LC	467cc	1990	414633800	42G4313		38X4401	
Safari LCE	467cc	1992-1991	414633800	42G4313		38X4401	
Safari LE	337cc	1990	414617500	37G4322		38X4401	

Belts for Snowmobiles Courroies pour motoneiges

Application	Eng. Size (cc) Cylindrée (cc)	Year Année	Mfr. Part No. N° de pièce du fabricant	G-Force® G-Force ^{MD}	G-Force® Carbon G-Force ^{MD} Carbon	Xtreme® Xtreme ^{MD}	Belt No. N° de Courroie
BOMBARDIER - Continued (Continuent)							
Safari LE	377cc	1993	414617500	37G4322			38X4401
Safari LE	377cc	1992	414633800	42G4313			38X4401
Safari LE	377cc	1991	414617500	37G4322			38X4401
Safari LX	377cc	1993	414617500	37G4322			38X4401
Safari LX	447cc	1991-1990	414617500	37G4322			38X4401
Safari LXE	377cc	1993	414617500	37G4322			38X4401
Safari LXE	447cc	1991-1990	414617500	37G4322			38X4401
Safari Rally	503cc	1993	414617500	37G4322			38X4401
Safari Rally E	503cc	1994	414617500	37G4322			38X4401
Safari Saga	368cc	1989	414617500	37G4322			38X4401
Safari Scout	368cc	1989	414617500	37G4322			38X4401
Safari Scout	377cc	1990	414375800	31G4329			32X4400
Safari Scout E	368cc	1989	414617500	37G4322			38X4401
Safari Scout E	377cc	1990	414523300	37G4322			38X4400
Safari Voyageur	496cc	1989	414617500	37G4322			38X4401
Scout	377cc	1992	414827600	33G4313			32X4400
Scout	377cc	1991	414523300	37G4322			38X4400
Skandic 277	269cc	1983	414375800	31G4329			32X4400
Skandic 335	335cc	1973-1971	570041100	23G4246			
Skandic 377	368cc	1986	414375800	31G4329			32X4400
Skandic 377	368cc	1985	414827600	33G4313			32X4400
Skandic 377	368cc	1984	414523300	37G4322			38X4400
Skandic 377	368cc	1983-1982	414375800	31G4329			32X4400
Skandic 377R	368cc	1987-1986	414375800	31G4329			32X4400
Skandic 377R	368cc	1985	414827600	33G4313			32X4400
Skandic 380	368cc	1995	415060600	39G4266			38X4320
Skandic 380	377cc	2000-1996	415060600	39G4266			38X4320
Skandic 440F	443cc	2001	414633800	42G4313			38X4401
Skandic 500	496cc	1995	415060600	39G4266			38X4320
Skandic 500	503cc	2000-1996	415060600	39G4266			38X4320
Skandic 503	496cc	1987	414523300	37G4322			38X4400
Skandic II 377	377cc	1994-1993	414617500	37G4322			38X4401
Skandic II 377	377cc	1992	414523300	37G4322			38X4400
Skandic II 377R	377cc	1994-1993	414617500	37G4322			38X4401
Skandic II 377R	377cc	1992	414523300	37G4322			38X4400
Skandic II 503R	503cc	1994-1993	414617500	37G4322			38X4401
Skandic II 503R SLT	503cc	1994-1993	414617500	37G4322			38X4401
Skandic LT 440F	437cc	2004-2002	414633800	42G4313			38X4401
Skandic LT 440F	440cc	2007-2005	414633800	42G4313			38X4401
Skandic Sport 500F	497cc	2003	415060600	39G4266			38X4320
Skandic Sport 550F	553cc	2004	414633800	42G4313			38X4401
Skandic SUV 550F	550cc	2009-2008	605348425	48G4553	48C4553		44X4640
Skandic SUV 550F	550cc	2007-2005	414633800	42G4313			38X4401
Skandic SUV 550F	553cc	2010	605348425	48G4553	48C4553		44X4640
Skandic SUV 550F	553cc	2004	414633800	42G4313			38X4401
Skandic SUV 600	597cc	2004	417300155	47G4340			43X4400
Skandic SUV 600	597cc	2003	414633800	42G4313			38X4401
Skandic SUV 600	600cc	2007-2005	417300155	47G4340			43X4400
Skandic SUV 600H.O. SDI	600cc	2008	605348425	48G4553	48C4553		44X4640
Skandic SWT 500	503cc	2001-1997	414633800	42G4313			38X4401
Skandic SWT 500F	497cc	2003-2002	414633800	42G4313			38X4401
Skandic SWT 550F	550cc	2008	415060600	39G4266			38X4320

Belts for Snowmobiles Courroies pour motoneiges

Application	Eng. Size (cc) Cylindrée (cc)	Year Année	Mfr. Part No. N° de pièce du fabricant	G-Force® G-Force ^{MD}	G-Force® Carbon G-Force ^{MD} Carbon	Xtreme® Xtreme ^{MD}	Belt No. N° de Courroie
BOMBARDIER - Continued (Continuent)							
Skandic SWT 550F	550cc	2007-2005	414633800	42G4313		38X4401	
Skandic SWT 550F	553cc	2004	414633800	42G4313		38X4401	
Skandic SWT 600 ACE	600cc	2013-2012	417300127	42G4266			
Skandic SWT 600H.O. E-TEC	594cc	2013	417300383	49G4266	49C4266	50X4395	
Skandic SWT 600H.O. E-TEC	594cc	2012	417300383	49G4266	49C4266		
Skandic SWT V-800	800cc	2011-2008	605348425	48G4553	48C4553	44X4640	
Skandic SWT V-800	800cc	2007	417300197	48G4246		43X4320	
Skandic Tundra 280F	269cc	2005-2002	414827600	33G4313		32X4400	
Skandic Tundra 300F	300cc	2009-2007	417300326	40G4238		38X4320	
Skandic Tundra 300F	300cc	2006	414633800	42G4313		38X4400	
Skandic Tundra 550F	553cc	2011-2010	417300367	45G4222			
Skandic Tundra LT	553cc	2010	417300367	45G4222			
Skandic Tundra LT 550F	550cc	2009-2008	415060600	39G4266		38X4320	
Skandic Tundra LT 550F	553cc	2011-2010	417300367	45G4222			
Skandic Tundra LT 600 ACE	600cc	2011	417300383	49G4266	49C4266	50X4395	
Skandic Tundra LT V-800	800cc	2009-2008	417300197	48G4246		43X4320	
Skandic Tundra Sport 550F	553cc	2011-2010	417300367	45G4222			
Skandic Tundra V-800	800cc	2008-2007	417300197	48G4246		43X4320	
Skandic Tundra Xtreme 600H.O. E-TEC	594cc	2011	417300383	49G4266	49C4266	50X4395	
Skandic WT 500	503cc	2001-1997	414633800	42G4313		38X4401	
Skandic WT 500	503cc	1996	414617500	37G4322		38X4401	
Skandic WT 500	503cc	1995	415060600	39G4266		38X4320	
Skandic WT 500F	497cc	2003-2002	414633800	42G4313		38X4401	
Skandic WT 550F	550cc	2009	605348425	48G4553	48C4553	44X4640	
Skandic WT 550F	550cc	2008	415060600	39G4266		38X4320	
Skandic WT 550F	550cc	2007-2005	414633800	42G4313		38X4401	
Skandic WT 550F	553cc	2013-2012	414860700	39G4266		38X4340	
Skandic WT 550F	553cc	2011-2010	605348425	48G4553	48C4553	44X4640	
Skandic WT 550F	553cc	2004	414633800	42G4313		38X4401	
Skandic WT 600	597cc	2010	605348425	48G4553	48C4553	44X4640	
Skandic WT 600	597cc	2004	417300155	47G4340		43X4400	
Skandic WT 600	597cc	2003-2002	414633800	42G4313		38X4401	
Skandic WT 600	600cc	2009-2008	605348425	48G4553	48C4553	44X4640	
Skandic WT 600	600cc	2007-2005	417300155	47G4340		43X4400	
Skandic WT 600 ACE	600cc	2013-2012	417300127	42G4266			
Skandic WT 600 ACE	600cc	2011	414860700	39G4266		38X4340	
Skandic WT 600H.O. E-TEC	594cc	2013-2011	417300383	49G4266	49C4266	50X4395	
Skandic WT LC 500	494cc	2000-1997	414633800	42G4313		38X4401	
Skandic WT LC 500	499cc	2001	414633800	42G4313		38X4401	
Skandic WT LC 600	593cc	2001	414633800	42G4313		38X4401	
Ski Hill Special	503cc	1995	414617500	37G4322		38X4401	
SS25	463cc	1984	414523300	37G4322		38X4400	
Stratos	496cc	1988	414617500			38X4401	
Stratos	496cc	1987	414617500	37G4322		38X4401	
Summit 470	467cc	1994	414860700	39G4266		38X4340	
Summit 470-2	467cc	1994	414860700	39G4266		38X4340	
Summit 500	494cc	1999-1996	414860700	39G4266		38X4340	
Summit 500	499cc	2000	414860700	39G4266		38X4340	
Summit 500F	503cc	2001	415060600	39G4266		38X4320	
Summit 583	583cc	1998-1997	417300067	44G4266		38X4360	
Summit 583	583cc	1996	414918200	44G4266		38X4421	
Summit 583	583cc	1995-1994	414860700	39G4266		38X4340	

Belts for Snowmobiles Courroies pour motoneiges

Application	Eng. Size (cc) Cylindrée (cc)	Year Année	Mfr. Part No. N° de pièce du fabricant	G-Force® G-Force ^{MD}	G-Force® Carbon G-Force ^{MD} Carbon	Xtreme® Xtreme ^{MD}	Belt No. N° de Courroie
BOMBARDIER - Continued (Continuent)							
Summit 583-2	583cc	1994	414860700	39G4266		38X4340	
Summit 600	593cc	2000-1999	414860700	39G4266		38X4340	
Summit 600 SB	593cc	2000	414860700	39G4266		38X4340	
Summit 670	670cc	1998-1997	417300067	44G4266		38X4360	
Summit 670	670cc	1996-1995	414918200	44G4266		38X4421	
Summit 700	693cc	2000	417300127	42G4266		38X4340	
Summit 700 SB Millennium	693cc	2000	417300127	42G4266		38X4340	
Summit Adrenaline 600H.O.	594cc	2004-2003	417300197	48G4246		43X4340	
Summit Adrenaline 600H.O.	600cc	2005	417300197	48G4246		43X4340	
Summit Adrenaline 600H.O. SDI	600cc	2008-2006	417300197	48G4246		43X4340	
Summit Adrenaline 700	698cc	2003	417300127	42G4266		38X4340	
Summit Adrenaline 800H.O.	799cc	2004	417300166	49G4266	49C4266	43X4340	
Summit Adrenaline 800H.O.	800cc	2006-2005	417300166	49G4266	49C4266	43X4340	
Summit Adrenaline 800H.O.	800cc	2003	417300166	49G4266	49C4266	43X4320	
Summit Adrenaline 800R Power T.E.K.	800cc	2007	417300166	49G4266	49C4266	43X4340	
Summit Everest 600	597cc	2009	417300383	49G4266	49C4266	50X4395	
Summit Everest 600H.O. E-TEC	594cc	2011-2009	417300383	49G4266	49C4266	50X4395	
Summit Everest 800	800cc	2009-2008	417300377	49G4246	49C4246	50X4395	
Summit Everest 800R E-TEC	800cc	2011	417300377	49G4246	49C4246	43X4320	
Summit Everest 800R Power T.E.K.	800cc	2011-2009	417300377	49G4246	49C4246	50X4395	
Summit Fan 500F	497cc	2002	415060600	39G4266		38X4320	
Summit Fan 550	553cc	2004-2003	415060600	39G4266		38X4320	
Summit Fan 550F	550cc	2009-2005	415060600	39G4266		38X4320	
Summit Freeride 800R E-TEC	800cc	2011	417300377	49G4246	49C4246	43X4320	
Summit Highmark 700	693cc	2001-2000	417300127	42G4266		38X4340	
Summit Highmark 700	698cc	2003	417300127	42G4266		38X4340	
Summit Highmark 800	793cc	2001-2000	417300127	42G4266		38X4340	
Summit Highmark 800	800cc	2002	417300127	42G4266		38X4340	
Summit Highmark 800H.O.	799cc	2004	417300166	49G4266	49C4266	43X4340	
Summit Highmark 800H.O.	800cc	2003	417300166	49G4266	49C4266	43X4320	
Summit Highmark 1000H.O. SDI	1000cc	2007-2005	417300189	49G4313		43X4400	
Summit Highmark X 700	693cc	2001	417300127	42G4266		38X4340	
Summit Highmark X 800	793cc	2001	417300127	42G4266		38X4340	
Summit Highmark X 800	800cc	2002	417300127	42G4266		38X4340	
Summit Highmark X 800H.O.	799cc	2004	417300166	49G4266	49C4266	43X4340	
Summit Highmark X 800H.O.	800cc	2003	417300166	49G4266	49C4266	43X4320	
Summit Highmark X 1000H.O. SDI	1000cc	2007-2005	417300189	49G4313		43X4400	
Summit Highmark Xtreme 800H.O.	799cc	2004	417300166	49G4266	49C4266	43X4340	
Summit Highmark Xtreme 800H.O.	800cc	2003	417300166	49G4266	49C4266	43X4320	
Summit SP 600H.O. E-TEC	594cc	2013-2012	417300383	49G4266	49C4266	50X4395	
Summit SP 800R E-TEC	800cc	2013-2012	417300391	49G4266	49C4266		
Summit SP 800R Power T.E.K.	800cc	2011	417300377	49G4246	49C4246	43X4320	
Summit Sport 600	597cc	2013-2010	417300197	48G4246		43X4320	
Summit Sport 600	597cc	2002	414860700	39G4266		38X4340	
Summit Sport 700	698cc	2002	417300127	42G4266		38X4340	
Summit Sport 800	800cc	2002	417300127	42G4266		38X4340	
Summit Sport 800H.O.	799cc	2004	417300166	49G4266	49C4266	43X4340	
Summit Sport 800R Power T.E.K.	800cc	2013	417300391	49G4266	49C4266		
Summit Sport 800R Power T.E.K.	800cc	2012	417300377	49G4246	49C4246	43X4320	
Summit Standard 600	593cc	2001	417300127	42G4266		38X4340	
Summit Standard 700	693cc	2001	417300127	42G4266		38X4340	
Summit Standard 800	793cc	2001	417300127	42G4266		38X4340	

Belts for Snowmobiles Courroies pour motoneiges

Application	Eng. Size (cc) Cylindrée (cc)	Year Année	Mfr. Part No. N° de pièce du fabricant	G-Force® G-Force ^{MD}	G-Force® Carbon G-Force ^{MD} Carbon	Xtreme® Xtreme ^{MD}	Belt No. N° de Courroie
BOMBARDIER - Continued (Continuent)							
Summit X 600H.O.	594cc	2004	417300197	48G4246		43X4340	
Summit X 600H.O. E-TEC	594cc	2011-2009	417300383	49G4266	49C4266	50X4395	
Summit X 670	670cc	1999-1998	417300067	44G4266		38X4360	
Summit X 700	693cc	2001	417300127	42G4266		38X4340	
Summit X 700	698cc	2003	417300127	42G4266		38X4340	
Summit X 800	793cc	2001	417300127	42G4266		38X4340	
Summit X 800	800cc	2002	417300127	42G4266		38X4340	
Summit X 800H.O.	799cc	2004	417300166	49G4266	49C4266	43X4340	
Summit X 800H.O.	800cc	2006-2005	417300166	49G4266	49C4266	43X4340	
Summit X 800H.O.	800cc	2003	417300166	49G4266	49C4266	43X4320	
Summit X 800R E-TEC	800cc	2013-2012	417300391	49G4266	49C4266		
Summit X 800R E-TEC	800cc	2011	417300377	49G4246	49C4246	43X4320	
Summit X 800R Power T.E.K.	800cc	2010-2008	417300377	49G4246	49C4246	50X4395	
Summit X 800R Power T.E.K.	800cc	2007	417300166	49G4266	49C4266	43X4340	
Summit X-RS 800R Power T.E.K.	800cc	2007	417300166	49G4266	49C4266	43X4340	
Summit X-RS Hillclimb Edition 800R Power T.E.K.	800cc	2010	417300377	49G4246	49C4246	43X4320	
TNT 292	292cc	1972-1971	570041100	23G4246			
TNT 294	293cc	1973	570041100	23G4246			
TNT 300SM	294cc	1974	570041100	23G4246			
TNT 340	335cc	1971	570041100	23G4246			
TNT 340	339cc	1977	414827600	33G4313		32X4400	
TNT 340	339cc	1976	414375800	31G4329		32X4400	
TNT 340	339cc	1973	570041100	23G4246			
TNT 340	340cc	1978	414827600	33G4313		32X4400	
TNT 340	340cc	1972	570041100	23G4246			
TNT 340E	339cc	1976	414375800	31G4329		32X4400	
TNT 340SE	339cc	1975-1974	570041100	23G4246			
TNT 340SM	339cc	1975-1974	570041100	23G4246			
TNT 440	437cc	1977	414827600	33G4313		32X4400	
TNT 440	437cc	1973-1971	570041100	23G4246			
TNT 440	440cc	1978	414827600	33G4313		32X4400	
TNT 440SE	437cc	1975-1974	570041100	23G4246			
TNT 440SM	437cc	1975-1974	570041100	23G4246			
TNT 640	635cc	1972-1971	570041100	23G4246			
TNT 775	771cc	1972-1971	570041100	23G4246			
TNT Everest 440SM	437cc	1974	570041100	23G4246			
TNT Free Air 340	339cc	1975-1974	414375800	31G4329		32X4400	
TNT Free Air 400	399cc	1974	414375800	31G4329		32X4400	
TNT Free Air 440	437cc	1975	414375800	31G4329		32X4400	
TNT RV 250	247cc	1976	414375800	31G4329		32X4400	
TNT RV 340	339cc	1976	414375800	31G4329		32X4400	
Touring 380F	377cc	2001	415060600	39G4266		38X4320	
Touring 500 LC	494cc	2000	414860700	39G4266		38X4340	
Touring 500F	503cc	2001	415060600	39G4266		38X4320	
Touring E	368cc	1995	415060600	39G4266		38X4320	
Touring E	377cc	2000-1996	415060600	39G4266		38X4320	
Touring E LT	368cc	1995	415060600	39G4266		38X4320	
Touring E LT 2	377cc	1997-1996	415060600	39G4266		38X4320	
Touring LE	443cc	2000-1996	415060600	39G4266		38X4320	
Touring LE	496cc	1995	415060600	39G4266		38X4320	
Touring SLE	496cc	1995	415060600	39G4266		38X4320	
Touring SLE	503cc	2000-1996	415060600	39G4266		38X4320	

Belts for Snowmobiles Courroies pour motoneiges

Application	Eng. Size (cc) Cylindrée (cc)	Year Année	Mfr. Part No. N° de pièce du fabricant	G-Force® G-Force ^{MD}	G-Force® Carbon G-Force ^{MD} Carbon	Xtreme® Xtreme ^{MD}	Belt No. N° de Courroie
BOMBARDIER - Continued (Continuent)							
Tundra	248cc	1988	414827600	33G4313		32X4400	
Tundra	248cc	1987-1986	414375800	31G4329		32X4400	
Tundra	248cc	1985	414827600	33G4313		32X4400	
Tundra	249cc	1989	414827600	33G4313		32X4400	
Tundra	253cc	1992-1990	414827600	33G4313		32X4400	
Tundra	269cc	1993	414827600	33G4313		32X4400	
Tundra	277cc	1999	414827600	33G4313		32X4400	
Tundra II	277cc	1994-1993	414827600	33G4313		32X4400	
Tundra II LT	277cc	1998-1993	414827600	33G4313		32X4400	
Tundra LT	248cc	1988	414827600	33G4313		32X4400	
Tundra LT	248cc	1987-1986	414375800	31G4329		32X4400	
Tundra LT	248cc	1985	414827600	33G4313		32X4400	
Tundra LT	249cc	1989	414827600	33G4313		32X4400	
Tundra LT	253cc	1992-1990	414827600	33G4313		32X4400	
Tundra LT	268cc	1993	414827600	33G4313		32X4400	
Tundra LT 550F	553cc	2013-2012	414860700	39G4266		38X4340	
Tundra LT 600 ACE	600cc	2013	417300383	49G4266	49C4266	50X4395	
Tundra LT 600 ACE	600cc	2012	417300127	42G4266			
Tundra LTS	248cc	1988-1987	414827600	33G4313		32X4400	
Tundra LTS	253cc	1992-1991	414827600	33G4313		32X4400	
Tundra R	277cc	2000-1998	414827600	33G4313		32X4400	
Tundra Sport 550F	553cc	2013	414860700	39G4266		38X4340	
Tundra Sport 550F	553cc	2012	417300367	45G4222			
Tundra Sport 600 ACE	600cc	2013	417300383	49G4266	49C4266	50X4395	
Tundra Sport 600 ACE	600cc	2012	417300127	42G4266			
Tundra Xtreme 600H.O. E-TEC	594cc	2013-2012	417300383	49G4266	49C4266	50X4395	
Valmont 399ER	399cc	1971	570041100	23G4246			
Valmont 399R	399cc	1971	570041100	23G4246			
Valmont 440ER	437cc	1973-1972	570041100	23G4246			
Valmont 440R	437cc	1973-1972	570041100	23G4246			
Valmont 640ER	635cc	1971	570041100	23G4246			
ESKIMO SNOWMOBILE, INC.							
Eskimo 290 Series	293cc	1972					6083
Eskimo 340	338cc	1974-1973					6044
Eskimo 340 Series	338cc	1972					6083
Eskimo 440	438cc	1974-1973					6044
FELDMAN ENGINEERING & MFG.							
Snow Flake Mark II	220cc	1973-1971					6012
Snow Flake Super Mark II 225	225cc	1973-1971					6013
Snow Flake Super Mark II 312	312cc	1973-1971					6013
Snow Flake Super Mark II 340	340cc	1973-1971					6013
HARLEY-DAVIDSON							
398	398cc	1974	3495874				6096
440	433cc	1974	3495874				6096
HELLSTAR CORP.							
Jetstar 660	339cc	1972					6096
Jetstar 770	398cc	1972					6096
Jetstar 880	428cc	1972					6096
JOHN DEERE							
Cyclone 340	340cc	1978-1976	M66345				6304

Belts for Snowmobiles Courroies pour motoneiges

Application	Eng. Size (cc) Cylindrée (cc)	Year Année	Mfr. Part No. N° de pièce du fabricant	G-Force® G-Force ^{MD}	G-Force® Carbon G-Force ^{MD} Carbon	Xtreme® Xtreme ^{MD}	Belt No. N° de Courroie
JOHN DEERE - Continued (Continuent)							
Cyclone 440	440cc	1978-1976	M66345				6304
Green Machine 300	292cc	1976	M66345				6304
Green Machine 340	340cc	1976	M66345				6304
Liquifire	436cc	1984-1979	M68715				6304
Liquifire 340	340cc	1977-1976	M66345				6304
Liquifire 440	440cc	1977-1976	M66345				6304
Snowfire	339cc	1984-1983	M66345				6304
Spitfire	340cc	1982-1978	M66345				6304
Sportfire	440cc	1984-1980	M66345				6304
Sprintfire	340cc	1984-1982	M68715				6304
Trailfire	340cc	1984-1979	M66345				6304
Trailfire LX	440cc	1984-1979	M66345				6304
KAWASAKI							
Interceptor 550	550cc	1982	590113502				6096
Intruder 440	440cc	1982-1978	590113502				6096
Invader 340	340cc	1982-1978	590113502				6096
Invader 440	440cc	1981-1978	590113502				6096
Invader LTD	440cc	1981-1980	590113502				6096
LTD 440	440cc	1982	590113502				6096
LEISURE VEHICLES, INC.							
Double Eagle	436cc	1975					6096
Eagle 34TT	400cc	1974	1603R4000				6096
Eagle 44TT	440cc	1974	1603R4000				6096
MERCURY							
Lightning	398cc	1972-1971	5758703				6096
Rocket	339cc	1972-1971	5758703				6096
MOTO-SKI, LTD.							
Chimo 440	436cc	1975	570041100	23G4246			
Futura 400	339cc	1977	414241700	33G4313		32X4400	
Futura 400	399cc	1978	414241700	33G4313		32X4400	
Futura 400	400cc	1979				32X4400	
Futura 400E	339cc	1977	414241700	33G4313		32X4400	
Futura 400E	399cc	1978	414241700	33G4313		32X4400	
Futura 400E	400cc	1979				32X4400	
Futura 440	436cc	1976-1975	570041100	23G4246			
Futura 440	437cc	1978-1977	414241700	33G4313		32X4400	
Futura 440	440cc	1979	414241700	33G4313		32X4400	
Futura 440E	436cc	1976	570041100	23G4246			
Futura 440E	437cc	1978-1977	414241700	33G4313		32X4400	
Futura 440E	440cc	1979	414241700	33G4313		32X4400	
Futura 444 LC	436cc	1978	414227700	31G4329		32X4400	
Futura 500	497cc	1983-1981	414375800	31G4329		32X4400	
Futura 500	497cc	1980	414227700	31G4329		32X4400	
Futura LC	463cc	1983-1981	414375800	31G4329		32X4400	
Futura LC	463cc	1980	414227700	31G4329		32X4400	
Grand Prix MX	497cc	1983-1982	414375800	31G4329		32X4400	
Grand Prix Special	497cc	1980	414227700	31G4329		32X4400	
Grand Prix Special	500cc	1979	414227700	31G4329		32X4400	
Grand Prix Special MX	497cc	1981	414375800	31G4329		32X4400	
Grand Sport 440	436cc	1975	570041100	23G4246			
Grand Sport TS400	399cc	1975	570041100	23G4246			

Belts for Snowmobiles Courroies pour motoneiges

Application	Eng. Size (cc) Cylindrée (cc)	Year Année	Mfr. Part No. N° de pièce du fabricant	G-Force® G-Force ^{MD}	G-Force® Carbon G-Force ^{MD} Carbon	Xtreme® Xtreme ^{MD}	Belt No. N° de Courroie
MOTO-SKI, LTD. - Continued (Continuent)							
Mirage 300	293cc	1979	414232700	33G4313		32X4400	
Mirage I	269cc	1983-1981	414394500	33G4313		32X4400	
Mirage I	269cc	1980	414241700	33G4313		32X4400	
Mirage II	368cc	1983-1981	414394500	33G4313		32X4400	
Mirage II	368cc	1980	414241700	33G4313		32X4400	
Mirage III	368cc	1985	414523300	37G4322		38X4400	
Mirage Special	368cc	1983-1981	414394500	33G4313		32X4400	
Mirage Special	368cc	1980	414241700	33G4313		32X4400	
Nuvik 300	295cc	1975	570041100	23G4246			
Nuvik 300T	295cc	1976	414227700	31G4329		32X4400	
Nuvik 300T	299cc	1977	414241700	33G4313		32X4400	
Nuvik 340	339cc	1977	414241700	33G4313		32X4400	
Nuvik 340	339cc	1975	570041100	23G4246			
Nuvik 340	340cc	1979-1978	414232700	33G4313		32X4400	
Nuvik 340E	339cc	1977	414241700	33G4313		32X4400	
Nuvik 340E	340cc	1979-1978	414232700	33G4313		32X4400	
Nuvik 340T	339cc	1976	414227700	31G4329		32X4400	
Nuvik 340TE	339cc	1976	414227700	31G4329		32X4400	
Nuvik 440	437cc	1977	414241700	33G4313		32X4400	
Nuvik 440E	437cc	1977	414241700	33G4313		32X4400	
Sonic 250	247cc	1976	414227700	31G4329		32X4400	
Sonic 340	339cc	1978-1976	414227700	31G4329		32X4400	
Sonic 340TS	339cc	1975	414227700	31G4329		32X4400	
Sonic MS LC	462cc	1984	414523300	37G4322		38X4400	
Spirit 250	247cc	1978-1977	570041100	23G4246			
Spirit 250	250cc	1983-1979	570041100	23G4246			
Super Sonic	339cc	1981	414375800	31G4329		32X4400	
Super Sonic	339cc	1980	414227700	31G4329		32X4400	
Super Sonic	354cc	1979	414227700	31G4329		32X4400	
Ultra Sonic	437cc	1983-1982	414394500	33G4313		32X4400	
Ultra Sonic	437cc	1981	414375800	31G4329		32X4400	
Ultra Sonic	437cc	1980	414227700	31G4329		32X4400	
MTD PRODUCTS, INC.							
Columbia C-340	339cc	1975	7540174				6083
Columbia C-340	339cc	1974					6083
Columbia C-400	398cc	1975	754172				6092
Columbia C-440	428cc	1975	754172				6092
Columbia SST 400	398cc	1973	754160				6096
Columbia SST 440	428cc	1973	754160				6096
Columbia Trackmaster C400T	398cc	1973	754160				6096
Columbia Trackmaster C440T	428cc	1973	754160				6096
ORIGINAL EQUIPMENT MFG.							
Luvbug	277cc	1972					6021
Snowbug	297cc	1972					6021
Superbug	340cc	1972					6021
OUTBOARD MARINE CORP.							
Challenger 227	227cc	1970	113532				6021
Challenger 297	297cc	1970	113532				6021
Challenger 300	300cc	1970	113532				6021
Challenger 372	372cc	1970	113532				6021
Skee-Horse Wide Trac	437cc	1970	113532				6021

Belts for Snowmobiles Courroies pour motoneiges

Application	Eng. Size (cc) Cylindrée (cc)	Year Année	Mfr. Part No. N° de pièce du fabricant	G-Force® G-Force ^{MD}	G-Force® Carbon G-Force ^{MD} Carbon	Xtreme® Xtreme ^{MD}	Belt No. N° de Courroie
OUTBOARD MARINE CORP. - Continued (Continuent)							
Skeeter E1500	437cc	1970	113532				6021
Skeeter E2000	437cc	1970	113532				6021
Skeeter E2005	437cc	1970	113532				6021
POLARIS							
340 Classic	339cc	2006	3211078	48G4553	48C4553	44X4640	
340 LX	339cc	2008-2007	3211078	48G4553	48C4553	44X4640	
340 Touring	339cc	2007-2006	3211078	48G4553	48C4553	44X4640	
340 Transport	339cc	2008	3211078	48G4553	48C4553	44X4640	
440 IQ Racer	438cc	2006-2005	3211104	45G4340			
500 Classic	488cc	2006	3211078	48G4553	48C4553	44X4640	
500 Classic (W.P. Belt)	488cc	2006	3082747				7208
500 XC SP	500cc	2007-2006	3211080	47G4572		44X4640	
550 Classic	544cc	2006	3211078	48G4553	48C4553	44X4640	
550 IQ 136	544cc	2013	3211121	42G4455		43X4616	
550 IQ LXT	544cc	2013-2011	3211121	42G4455		43X4616	
550 IQ Shift	544cc	2013-2009	3211121	42G4455		43X4616	
550 LX	544cc	2008-2007	3211078	48G4553	48C4553	44X4640	
550 Shift 136	544cc	2012-2011	3211121	42G4455		43X4616	
550 Super Sport	544cc	2008	3211078	48G4553	48C4553	44X4640	
550 Trail RMK	544cc	2010-2008	3211078	48G4553	48C4553	44X4640	
550 Trail Touring	544cc	2010	3211078	48G4553	48C4553	44X4640	
550 Trail Touring DLX	544cc	2009-2008	3211078	48G4553	48C4553	44X4640	
550 Transport	544cc	2009	3211078	48G4553	48C4553	44X4640	
600 Classic	599cc	2006	3211080	47G4572		44X4640	
600 Dragon IQ	599cc	2008	3211115	44G4553	44C4553	44X4640	
600 Dragon SP	599cc	2009	3211122	43G4533		44X4640	
600 Dragon Switchback	599cc	2010-2008	3211122	43G4533		44X4640	
600 HO Fusion	599cc	2006	3211080	47G4572		44X4640	
600 HO IQ	599cc	2007	3211080	47G4572		44X4640	
600 HO IQ CFI	599cc	2007	3211080	47G4572		44X4640	
600 HO IQ LX CFI	599cc	2007	3211080	47G4572		44X4640	
600 HO IQ Touring CFI	599cc	2007	3211080	47G4572		44X4640	
600 HO RMK	599cc	2007	3211115	44G4553	44C4553	44X4640	
600 HO RMK	599cc	2006	3211080	47G4572		44X4640	
600 HO Switchback	599cc	2007-2006	3211080	47G4572		44X4640	
600 HO Switchback CFI	599cc	2007	3211080	47G4572		44X4640	
600 Indy	599cc	2013	3211122	43G4533		44X4640	
600 Indy SP	599cc	2013	3211122	43G4533		44X4640	
600 IQ	599cc	2010-2009	3211114	45G4368			
600 IQ LX	599cc	2008	3211115	44G4553	44C4553	44X4640	
600 IQ LXT	599cc	2013-2011	3211122	43G4533		44X4640	
600 IQ Shift	599cc	2012-2009	3211122	43G4533		44X4640	
600 IQ Shift	599cc	2008	3211080	47G4572		44X4640	
600 IQ Touring	599cc	2010-2008	3211122	43G4533		44X4640	
600 IQ Widetrack	599cc	2013-2010	3211132	42G4620			
600 LX	599cc	2010	3211122	43G4533		44X4640	
600 Pro-RMK 155	599cc	2013-2012	3211115	44G4553	44C4553	44X4640	
600 RMK	599cc	2012-2010	3211115	44G4553	44C4553	44X4640	
600 RMK	599cc	2008	3211115	44G4553	44C4553	44X4640	
600 RMK 144	599cc	2013	3211115	44G4553	44C4553	44X4640	
600 RMK 155	599cc	2013	3211115	44G4553	44C4553	44X4640	

Belts for Snowmobiles Courroies pour motoneiges

Application	Eng. Size (cc) Cylindrée (cc)	Year Année	Mfr. Part No. N° de pièce du fabricant	G-Force® G-Force ^{MD}	G-Force® Carbon G-Force ^{MD} Carbon	Xtreme® Xtreme ^{MD}	Belt No. N° de Courroie
POLARIS - Continued (Continuent)							
600 RMK Shift	599cc	2009	3211115	44G4553	44C4553	44X4640	
600 RR	599cc	2008	3211114	45G4368			
600 Rush	599cc	2013-2010	3211122	43G4533		44X4640	
600 Rush LX	599cc	2011	3211122	43G4533		44X4640	
600 Rush Pro-R	599cc	2013-2011	3211122	43G4533		44X4640	
600 Shift 136	599cc	2011	3211122	43G4533		44X4640	
600 Switchback	599cc	2013-2012	3211122	43G4533		44X4640	
600 Switchback	599cc	2010-2009	3211122	43G4533		44X4640	
600 Switchback	599cc	2008	3211115	44G4553	44C4553	44X4640	
600 Switchback 136	599cc	2011	3211122	43G4533			
600 Switchback Adventure	599cc	2013-2012	3211122	43G4533		44X4640	
600 Switchback Pro-R	599cc	2013-2012	3211122	43G4533		44X4640	
600 Touring	599cc	2006	3211080	47G4572		44X4640	
700 Classic	755cc	2006	3211115	44G4553	44C4553	44X4640	
700 Dragon	700cc	2007	3211115	44G4553	44C4553	44X4640	
700 Dragon IQ	700cc	2008	3211115	44G4553	44C4553	44X4640	
700 Dragon RMK	700cc	2008-2007	3211115	44G4553	44C4553	44X4640	
700 Dragon Switchback	700cc	2008	3211115	44G4553	44C4553	44X4640	
700 Fusion	755cc	2006	3211115	44G4553	44C4553	44X4640	
700 IQ	700cc	2008	3211115	44G4553	44C4553	44X4640	
700 RMK	700cc	2009-2008	3211115	44G4553	44C4553	44X4640	
700 RMK	755cc	2006	3211115	44G4553	44C4553	44X4640	
700 Switchback	700cc	2008	3211115	44G4553	44C4553	44X4640	
700 Touring	755cc	2006	3211115	44G4553	44C4553	44X4640	
750 FST Dragon	750cc	2008	3211121	42G4455		43X4616	
750 FST Dragon (Alt. Belt)	750cc	2008	0452963				K050271
750 FST IQ Touring	750cc	2010	3211121	42G4455		43X4616	
750 FST IQ Touring (Alt. Belt)	750cc	2010	0452963				K050271
750 IQ Turbo Dragon	750cc	2010-2009	3211121	42G4455		43X4616	
750 IQ Turbo Dragon (Alt. Belt)	750cc	2010-2009	0452963				K050271
750 Turbo LX	750cc	2010	3211121	42G4455		43X4616	
750 Turbo LX (Alt. Belt)	750cc	2010	0452963				K050271
750 Turbo Switchback	750cc	2009-2008	3211121	42G4455		43X4616	
750 Turbo Switchback (Alt. Belt)	750cc	2009-2008	0452963				K050271
800 Assault RMK	795cc	2010-2009	3211115	44G4553	44C4553	44X4640	
800 Dragon IQ	795cc	2010	3211115	44G4553	44C4553	44X4640	
800 Dragon RMK	795cc	2010-2008	3211115	44G4553	44C4553	44X4640	
800 Dragon SP	795cc	2009	3211115	44G4553	44C4553	44X4640	
800 Dragon Switchback	795cc	2010-2009	3211115	44G4553	44C4553	44X4640	
800 IQ	795cc	2010-2009	3211115	44G4553	44C4553	44X4640	
800 Pro-RMK 155	795cc	2013-2011	3211115	44G4553	44C4553	44X4640	
800 Pro-RMK 163	795cc	2013-2011	3211115	44G4553	44C4553	44X4640	
800 RMK	795cc	2010-2009	3211115	44G4553	44C4553	44X4640	
800 RMK 155	795cc	2013-2011	3211115	44G4553	44C4553	44X4640	
800 RMK Assault 155	795cc	2013-2011	3211115	44G4553	44C4553	44X4640	
800 RMK Shift	795cc	2009	3211115	44G4553	44C4553	44X4640	
800 Rush	795cc	2013-2011	3211115	44G4553	44C4553	44X4640	
800 Rush Pro-R	795cc	2013-2011	3211115	44G4553	44C4553	44X4640	
800 Rush Pro-R LE	795cc	2012	3211115	44G4553	44C4553	44X4640	
800 Switchback	795cc	2013-2012	3211115	44G4553	44C4553	44X4640	
800 Switchback	795cc	2010-2009	3211115	44G4553	44C4553	44X4640	
800 Switchback Assault 144	795cc	2013-2011	3211115	44G4553	44C4553	44X4640	

Belts for Snowmobiles Courroies pour motoneiges

Application	Eng. Size (cc) Cylindrée (cc)	Year Année	Mfr. Part No. N° de pièce du fabricant	G-Force® G-Force ^{MD}	G-Force® Carbon G-Force ^{MD} Carbon	Xtreme® Xtreme ^{MD}	Belt No. N° de Courroie
POLARIS - Continued (Continuent)							
800 Switchback Pro-R	795cc	2013-2012	3211115	44G4553	44C4553	44X4640	
900 Fusion	866cc	2006	3211115	44G4553	44C4553	44X4640	
900 Fusion	866cc	2005	3211080	47G4572		44X4640	
900 RMK	866cc	2006	3211115	44G4553	44C4553	44X4640	
900 RMK	866cc	2005	3211080	47G4572		44X4640	
900 Switchback	866cc	2006	3211115	44G4553	44C4553	44X4640	
Centurion	500cc	1980-1979	3211042	39G4640		38X4730	
Centurion Indy 500	500cc	1981	3211045	39G4640		38X4725	
Charger 295	294cc	1973-1972	3211031			38X4730	
Charger 400	398cc	1973-1972	3211031			38X4730	
Charger 530	530cc	1973-1972	3211031			38X4730	
Charger SS 400	398cc	1972	3211031			38X4730	
Charger SS 530	530cc	1972	3211031			38X4730	
Cobra 340	340cc	1979-1978	3211042	39G4640		38X4730	
Cobra 440	440cc	1979-1978	3211042	39G4640		38X4730	
Cross Country	333cc	1983	3211042	39G4640		38X4730	
Custom II 250	244cc	1974	3211031			38X4730	
Custom II 400	398cc	1974	3211031			38X4730	
Custom II 530	530cc	1974	3211031			38X4730	
Cutlass 340	333cc	1981	3211043			38X4640	
Cutlass 440	440cc	1982	3211046	42G4553		38X4640	
Cutlass SS 440	432cc	1981	3211043			38X4640	
Cutlass SS 440	440cc	1983	3211046	42G4553		38X4640	
Electra 250	244cc	1977-1975	3211031			38X4730	
Electra 340	336cc	1977-1974	3211031			38X4730	
Electra 440	432cc	1974	3211031			38X4730	
Electra 440	439cc	1977-1975	3211031			38X4730	
Frontier	784cc	2002	3211092	44G4266		43X4340	
Frontier Classic	784cc	2004-2003	3211092	44G4266		43X4340	
Frontier Touring	784cc	2005-2003	3211092	44G4266		43X4340	
FS Classic	750cc	2006	04521099	42G4455		43X4616	
FS Classic (Alt. Belt)	750cc	2006	0452963				K050271
FS IQ Touring	750cc	2009-2008	3211121	42G4455		43X4616	
FS IQ Touring	750cc	2007	3211099	42G4455		43X4616	
FS IQ Touring (Alt. Belt)	750cc	2009-2007	0452963				K050271
FS IQ Widetrak	750cc	2013-2011	3211127	42G4714			
FS IQ Widetrak (Alt. Belt)	750cc	2013-2011	0452963				K050271
FS Touring	750cc	2006	3211099	42G4455		43X4616	
FS Touring (Alt. Belt)	750cc	2006	0452963				K050271
FST Classic	750cc	2006	3211099	42G4455		43X4616	
FST Classic (Alt. Belt)	750cc	2006	0452963				K050271
FST IQ	750cc	2007	3211099	42G4455		43X4616	
FST IQ (Alt. Belt)	750cc	2007	0452963				K050271
FST IQ Cruiser	750cc	2008	3211121	42G4455		43X4616	
FST IQ Cruiser	750cc	2007	3211099	42G4455		43X4616	
FST IQ Cruiser (Alt. Belt)	750cc	2008-2007	0452963				K050271
FST IQ LX	750cc	2008	3211121	42G4455		43X4616	
FST IQ LX	750cc	2007	3211099	42G4455		43X4616	
FST IQ LX (Alt. Belt)	750cc	2008-2007	0452963				K050271
FST IQ Touring	750cc	2009-2008	3211121	42G4455		43X4616	
FST IQ Touring	750cc	2007	3211099	42G4455		43X4616	
FST IQ Touring (Alt. Belt)	750cc	2009-2007	0452963				K050271

Belts for Snowmobiles Courroies pour motoneiges

Application	Eng. Size (cc) Cylindrée (cc)	Year Année	Mfr. Part No. N° de pièce du fabricant	G-Force® G-Force ^{MD}	G-Force® Carbon G-Force ^{MD} Carbon	Xtreme® Xtreme ^{MD}	Belt No. N° de Courroie
POLARIS - Continued (Continuent)							
FST Switchback	750cc	2008	3211121	42G4455		43X4616	
FST Switchback	750cc	2007-2006	3211099	42G4455		43X4616	
FST Switchback (Alt. Belt)	750cc	2008-2006	0452963				K050271
FST Touring	750cc	2006	3211099	42G4455		43X4616	
FST Touring (Alt. Belt)	750cc	2006	0452963				K050271
Galaxy 340	333cc	1980	3211042	39G4640		38X4730	
Galaxy 440	432cc	1981-1980	3211042	39G4640		38X4730	
Indy 340	333cc	1983	3211042	39G4640		38X4730	
Indy 340	339cc	2004	3211081	29G4340			
Indy 340	339cc	1999	3211058	28G4266		25X4320	
Indy 340	340cc	1982	3211042	39G4640		38X4730	
Indy 340 Classic	339cc	2005-2004	3211078	48G4553	48C4553	44X4640	
Indy 340 Deluxe	339cc	2002-1999	3211058	28G4266		25X4320	
Indy 340 Edge	339cc	2003	3211078	48G4553	48C4553	44X4640	
Indy 340 Edge Classic	339cc	2003	3211078	48G4553	48C4553	44X4640	
Indy 340 Edge Touring	339cc	2005-2004	3211078	48G4553	48C4553	44X4640	
Indy 340 Touring	339cc	2003-1999	3211058	28G4266		25X4320	
Indy 400	398cc	1991-1985	3211042	39G4640		38X4730	
Indy 400	440cc	1984	3211042	39G4640		38X4730	
Indy 400 (W.P. Belt)	398cc	1991-1985	3082747				7208
Indy 400 SKS	398cc	1988-1987	3211042	39G4640		38X4730	
Indy 400 SKS (W.P. Belt)	398cc	1988-1987	3082747				7208
Indy 400 XC	398cc	1991	3211042	39G4640		38X4730	
Indy 400 XC (W.P. Belt)	398cc	1991	3082747				7208
Indy 440	432cc	1998-1997	3211070	41G4651		38X4730	
Indy 440	432cc	1996-1992	3211042	39G4640		38X4730	
Indy 440 (W.P. Belt)	432cc	1998-1992	3082747				7208
Indy 440 EFI	438cc	1996	3211042	39G4640		38X4730	
Indy 440 EFI (W.P. Belt)	438cc	1996	3082747				7208
Indy 440 EFI SKS	438cc	1996	3211042	39G4640		38X4730	
Indy 440 EFI SKS (W.P. Belt)	438cc	1996	3082747				7208
Indy 440 Pro X	438cc	2003-2001	3211080	47G4572		44X4640	
Indy 440 Pro X Fan	438cc	2003-2002	3211078	48G4553	48C4553	44X4640	
Indy 440 RMK	438cc	1996	3211042	39G4640		38X4730	
Indy 440 RMK (W.P. Belt)	438cc	1996	3082747				7208
Indy 440 SKS	432cc	1995-1993	3211042	39G4640		38X4730	
Indy 440 SKS (W.P. Belt)	432cc	1995-1993	3082747				7208
Indy 440 XC	439cc	1997	3211042	39G4640		38X4730	
Indy 440 XC (W.P. Belt)	439cc	1997	3082747				7208
Indy 440 XC SP	438cc	2000	3211080	47G4572		44X4640	
Indy 440 XC SP Edge	440cc	2001	3211078	48G4553	48C4553	44X4640	
Indy 440 XCF	438cc	1999	3211070	41G4651		38X4730	
Indy 440 XCF	440cc	1998-1997	3211070	41G4651		38X4730	
Indy 440 XCF Edge	438cc	2000	3211080	47G4572		44X4640	
Indy 440 XCF SP Edge	438cc	2001	3211078	48G4553	48C4553	44X4640	
Indy 440 XCR	432cc	1994-1992	3211042	39G4640		38X4730	
Indy 440 XCR	438cc	1999	3211074	47G4651		44X4740	
Indy 440 XCR	439cc	1998-1997	3211070	41G4651		38X4730	
Indy 440 XCR	439cc	1996-1995	3211042	39G4640		38X4730	
Indy 440 XCR (W.P. Belt)	432cc	1994-1992	3082747				7208
Indy 440 XCR (W.P. Belt)	439cc	1996-1995	3082747				7208
Indy 440 XCR SP	432cc	1994	3211042	39G4640		38X4730	

Belts for Snowmobiles Courroies pour motoneiges

Application	Eng. Size (cc) Cylindrée (cc)	Year Année	Mfr. Part No. N° de pièce du fabricant	G-Force® G-Force ^{MD}	G-Force® Carbon G-Force ^{MD} Carbon	Xtreme® Xtreme ^{MD}	Belt No. N° de Courroie
POLARIS - Continued (Continuent)							
Indy 440 XCR SP	438cc	1999	3211080	47G4572		44X4640	
Indy 440 XCR SP (W.P. Belt)	432cc	1994	3082747				7208
Indy 500	488cc	2006-2001	3211078	48G4553	48C4553	44X4640	
Indy 500	488cc	2000-1998	3211070	41G4651		38X4730	
Indy 500	488cc	1997-1995	3211042	39G4640		38X4730	
Indy 500	488cc	1992-1988	3211042	39G4640		38X4730	
Indy 500	500cc	1982	3211042	39G4640		38X4730	
Indy 500 (W.P. Belt)	488cc	2006-1995	3082747				7208
Indy 500 (W.P. Belt)	488cc	1992-1988	3082747				7208
Indy 500 Classic	488cc	2005-2004	3211078	48G4553	48C4553	44X4640	
Indy 500 Classic	488cc	2003-1997	3211070	41G4651		38X4730	
Indy 500 Classic	488cc	1996-1988	3211042	39G4640		38X4730	
Indy 500 Classic (W.P. Belt)	488cc	2005-2004	3082747				7208
Indy 500 Classic (W.P. Belt)	488cc	2002-1988	3082747				7208
Indy 500 Classic Touring	488cc	2003-1997	3211070	41G4651		38X4730	
Indy 500 Classic Touring	488cc	1996	3211042	39G4640		38X4730	
Indy 500 Classic Touring	488cc	1994-1993	3211042	39G4640		38X4730	
Indy 500 Classic Touring (W.P. Belt)	488cc	2003-1996	3082747				7208
Indy 500 Classic Touring (W.P. Belt)	488cc	1994-1993	3082747				7208
Indy 500 Edge	488cc	2001	3211078	48G4553	48C4553	44X4640	
Indy 500 EFI	488cc	1997-1993	3211042	39G4640		38X4730	
Indy 500 EFI (W.P. Belt)	488cc	1997-1993	3082747				7208
Indy 500 EFI RMK	488cc	1996	3211042	39G4640		38X4730	
Indy 500 EFI RMK (W.P. Belt)	488cc	1996	3082747				7208
Indy 500 EFI SKS	488cc	1996-1993	3211042	39G4640		38X4730	
Indy 500 EFI SKS (W.P. Belt)	488cc	1996-1993	3082747				7208
Indy 500 RMK	488cc	1999-1998	3211070	41G4651		38X4730	
Indy 500 RMK	488cc	1997-1996	3211042	39G4640		38X4730	
Indy 500 RMK	500cc	2002-2000	3211074	47G4651		44X4740	
Indy 500 RMK (W.P. Belt)	488cc	1999-1996	3082747				7208
Indy 500 SKS	488cc	1997-1996	3211042	39G4640		38X4730	
Indy 500 SKS	488cc	1992-1988	3211042	39G4640		38X4730	
Indy 500 SKS (W.P. Belt)	488cc	1997-1996	3082747				7208
Indy 500 SKS (W.P. Belt)	488cc	1992-1988	3082747				7208
Indy 500 SP	488cc	1992-1991	3211042	39G4640		38X4730	
Indy 500 SP (W.P. Belt)	488cc	1992-1991	3082747				7208
Indy 500 SP SKS	488cc	1992	3211042	39G4640		38X4730	
Indy 500 SP SKS (W.P. Belt)	488cc	1992	3082747				7208
Indy 500 Trail Touring	488cc	1996	3211042	39G4640		38X4730	
Indy 500 XC	500cc	2003-2001	3211080	47G4572		44X4640	
Indy 500 XC	500cc	2000-1999	3211074	47G4651		44X4740	
Indy 500 XC SP	500cc	2005-2001	3211080	47G4572		44X4640	
Indy 500 XC SP	500cc	1999	3211074	47G4651		44X4740	
Indy 500 XC SP 45TH Anniversary	500cc	2000	3211075	47G4651		44X4740	
Indy 500 XLT Classic	488cc	1998	3211070	41G4651		38X4730	
Indy 500 XLT Classic (W.P. Belt)	488cc	1998	3082747				7208
Indy 550 Classic	544cc	2005-2002	3211078	48G4553	48C4553	44X4640	
Indy 550 Pro X Fan	544cc	2004	3211078	48G4553	48C4553	44X4640	
Indy 600	597cc	1987-1983	3211042	39G4640		38X4730	
Indy 600 (W.P. Belt)	597cc	1987-1985	3082747				7208
Indy 600 Classic	599cc	2005-2004	3211080	47G4572		44X4640	
Indy 600 Classic	600cc	2003-2002	3211080	47G4572		44X4640	

Belts for Snowmobiles Courroies pour motoneiges

Application	Eng. Size (cc) Cylindrée (cc)	Year Année	Mfr. Part No. N° de pièce du fabricant	G-Force® G-Force ^{MD}	G-Force® Carbon G-Force ^{MD} Carbon	Xtreme® Xtreme ^{MD}	Belt No. N° de Courroie
POLARIS - Continued (Continuent)							
Indy 600 Classic Edge	593cc	2001	3211080	47G4572		44X4640	
Indy 600 Classic Touring	600cc	2003-2001	3211075	47G4651		44X4740	
Indy 600 Edge Touring	599cc	2005-2004	3211080	47G4572		44X4640	
Indy 600 LE	597cc	1986	3211042	39G4640		38X4730	
Indy 600 LE (W.P. Belt)	597cc	1986	3082747				7208
Indy 600 Pro X	593cc	2003-2001	3211080	47G4572		44X4640	
Indy 600 Pro X	599cc	2004	3211080	47G4572		44X4640	
Indy 600 Pro X2	599cc	2004	3211080	47G4572		44X4640	
Indy 600 RMK	593cc	2003-2002	3211080	47G4572		44X4640	
Indy 600 RMK	593cc	2001-1998	3211065	44G4714		44X4810	
Indy 600 RMK	599cc	2005-2004	3211080	47G4572		44X4640	
Indy 600 S/L	597cc	1985	3211042	39G4640		38X4730	
Indy 600 S/L (W.P. Belt)	597cc	1985	3082747				7208
Indy 600 SE	597cc	1985	3211042	39G4640		38X4730	
Indy 600 SE (W.P. Belt)	597cc	1985	3082747				7208
Indy 600 Switchback	599cc	2005-2004	3211080	47G4572		44X4640	
Indy 600 Touring	584cc	2000	3211075	47G4651		44X4740	
Indy 600 XC	593cc	1999	3211065	44G4714		44X4810	
Indy 600 XC	600cc	1998	3211065	44G4714		44X4810	
Indy 600 XC	600cc	1997	3211042	39G4640		38X4730	
Indy 600 XC (W.P. Belt)	600cc	1997	3082747				7208
Indy 600 XC Deluxe 45TH Anniversary	593cc	2000	3211065	44G4714		44X4810	
Indy 600 XC SP	593cc	2003	3211080	47G4572		44X4640	
Indy 600 XC SP	593cc	2000	3211075	47G4651		44X4740	
Indy 600 XC SP	593cc	1999	3211065	44G4714		44X4810	
Indy 600 XC SP	599cc	2005-2004	3211080	47G4572		44X4640	
Indy 600 XC SP	600cc	2002	3211080	47G4572		44X4640	
Indy 600 XC SP Edge	593cc	2000	3211080	47G4572		44X4640	
Indy 600 XC SP Edge	600cc	2001	3211080	47G4572		44X4640	
Indy 600 XCR	597cc	1998	3211066	39G4620		38X4730	
Indy 600 XCR	597cc	1995-1994	3211042	39G4640		38X4730	
Indy 600 XCR	600cc	1997	3211066	39G4620		38X4730	
Indy 600 XCR	600cc	1996	3211042	39G4640		38X4730	
Indy 600 XCR (W.P. Belt)	597cc	1995-1994	3082747				7208
Indy 600 XCR (W.P. Belt)	600cc	1996	3082747				7208
Indy 600 XCR SE	600cc	1997	3211066	39G4620		38X4730	
Indy 600 XCR SP	600cc	1996	3211066	39G4620		38X4730	
Indy 600 XLT	579cc	1994-1993	3211042	39G4640		38X4730	
Indy 600 XLT	597cc	1997-1995	3211042	39G4640		38X4730	
Indy 600 XLT (W.P. Belt)	579cc	1994-1993	3082747				7208
Indy 600 XLT (W.P. Belt)	597cc	1997-1995	3082747				7208
Indy 600 XLT Classic	597cc	1999	3211070	41G4651		38X4730	
Indy 600 XLT Classic (W.P. Belt)	597cc	1999	3082747				7208
Indy 600 XLT Limited	597cc	1998	3211070	41G4651		38X4730	
Indy 600 XLT Limited	597cc	1997	3211042	39G4640		38X4730	
Indy 600 XLT Limited (W.P. Belt)	597cc	1998-1997	3082747				7208
Indy 600 XLT LTD SP	597cc	1997	3211070	41G4651		38X4730	
Indy 600 XLT LTD SP (W.P. Belt)	597cc	1997	3082747				7208
Indy 600 XLT RMK	597cc	1997-1996	3211042	39G4640		38X4730	
Indy 600 XLT RMK (W.P. Belt)	597cc	1997-1996	3082747				7208
Indy 600 XLT SKS	579cc	1993	3211042	39G4640		38X4730	
Indy 600 XLT SKS	597cc	1997-1994	3211042	39G4640		38X4730	

Belts for Snowmobiles Courroies pour motoneiges

Application	Eng. Size (cc) Cylindrée (cc)	Year Année	Mfr. Part No. N° de pièce du fabricant	G-Force® G-Force ^{MD}	G-Force® Carbon G-Force ^{MD} Carbon	Xtreme® Xtreme ^{MD}	Belt No. N° de Courroie
POLARIS - Continued (Continuent)							
Indy 600 XLT SKS (W.P. Belt)	579cc	1993	3082747				7208
Indy 600 XLT SKS (W.P. Belt)	597cc	1997-1994	3082747				7208
Indy 600 XLT SP	579cc	1993	3211042	39G4640		38X4730	
Indy 600 XLT SP	597cc	1999-1998	3211070	41G4651		38X4730	
Indy 600 XLT SP	597cc	1997-1994	3211042	39G4640		38X4730	
Indy 600 XLT SP (W.P. Belt)	579cc	1993	3082747				7208
Indy 600 XLT SP (W.P. Belt)	597cc	1999-1994	3082747				7208
Indy 600 XLT SP XTRA (W.P. Belt)	579cc	1994	3211042	39G4640		38X4730	
Indy 600 XLT SP XTRA (W.P. Belt)	579cc	1994	3082747				7208
Indy 600 XLT Touring	597cc	1999-1998	3211070	41G4651		38X4730	
Indy 600 XLT Touring	597cc	1997-1995	3211042	39G4640		38X4730	
Indy 600 XLT Touring (W.P. Belt)	597cc	1999-1995	3082747				7208
Indy 650	648cc	1992-1989	3211042	39G4640		38X4730	
Indy 650	650cc	1988	3211042	39G4640		38X4730	
Indy 650 (W.P. Belt)	648cc	1992-1989	3082747				7208
Indy 650 (W.P. Belt)	650cc	1988	3082747				7208
Indy 650 RXL	648cc	1997-1991	3211042	39G4640		38X4730	
Indy 650 RXL (W.P. Belt)	648cc	1997-1991	3082747				7208
Indy 650 RXL SKS	648cc	1993-1991	3211042	39G4640		38X4730	
Indy 650 RXL SKS (W.P. Belt)	648cc	1993-1991	3082747				7208
Indy 650 RXL Touring	648cc	1995-1992	3211042	39G4640		38X4730	
Indy 650 RXL Touring (W.P. Belt)	648cc	1995-1992	3082747				7208
Indy 650 SKS	648cc	1991-1989	3211042	39G4640		38X4730	
Indy 650 SKS	650cc	1988	3211042	39G4640		38X4730	
Indy 650 SKS (W.P. Belt)	648cc	1991-1989	3082747				7208
Indy 650 SKS (W.P. Belt)	650cc	1988	3082747				7208
Indy 700 Classic	700cc	2004-2002	3211080	47G4572		44X4640	
Indy 700 Classic	700cc	2001	3211065	44G4714		44X4810	
Indy 700 Classic Touring	700cc	2003	3211080	47G4572		44X4640	
Indy 700 Edge Touring	700cc	2004	3211080	47G4572		44X4640	
Indy 700 Pro X	700cc	2004-2003	3211080	47G4572		44X4640	
Indy 700 Pro X2	700cc	2004	3211080	47G4572		44X4640	
Indy 700 RMK	700cc	2005-2002	3211080	47G4572		44X4640	
Indy 700 RMK	700cc	2001-1997	3211065	44G4714		44X4810	
Indy 700 RMK Vertical Edge	700cc	2003	3211080	47G4572		44X4640	
Indy 700 SKS	700cc	2003	3211080	47G4572		44X4640	
Indy 700 SKS	700cc	2002-1999	3211065	44G4714		44X4810	
Indy 700 SKS	700cc	1997	3211065	44G4714		44X4810	
Indy 700 Switchback	700cc	2004	3211080	47G4572		44X4640	
Indy 700 XC	700cc	2004	3211080	47G4572		44X4640	
Indy 700 XC	700cc	1999-1998	3211065	44G4714		44X4810	
Indy 700 XC Deluxe 45TH Anniversary	700cc	2000	3211065	44G4714		44X4810	
Indy 700 XC SP	700cc	2005-2002	3211080	47G4572		44X4640	
Indy 700 XC SP	700cc	2000-1999	3211065	44G4714		44X4810	
Indy 700 XC SP Edge	700cc	2001	3211080	47G4572		44X4640	
Indy 700 XCR	680cc	1998	3211066	39G4620		38X4730	
Indy 700 XCR	700cc	1999	3211075	47G4651		44X4740	
Indy 800 Classic	794cc	2004	3211080	47G4572		44X4640	
Indy 800 Edge Touring	794cc	2005-2004	3211080	47G4572		44X4640	
Indy 800 LE Edge	794cc	2001	3211080	47G4572		44X4640	
Indy 800 Pro X	794cc	2004-2003	3211080	47G4572		44X4640	
Indy 800 Pro X2	794cc	2004	3211080	47G4572		44X4640	

Belts for Snowmobiles Courroies pour motoneiges

Application	Eng. Size (cc) Cylindrée (cc)	Year Année	Mfr. Part No. N° de pièce du fabricant	G-Force® G-Force ^{MD}	G-Force® Carbon G-Force ^{MD} Carbon	Xtreme® Xtreme ^{MD}	Belt No. N° de Courroie
POLARIS - Continued (Continuent)							
Indy 800 Pro XR	794cc	2004	3211080	47G4572		44X4640	K050271
Indy 800 RMK	794cc	2005-2002	3211080	47G4572		44X4640	
Indy 800 RMK	794cc	2001-2000	3211065	44G4714		44X4810	
Indy 800 RMK SP	794cc	2001	3211065	44G4714		44X4810	
Indy 800 RMK Vertical Edge	794cc	2003	3211080	47G4572		44X4640	
Indy 800 RMK Vertical Escape	794cc	2003	3211080	47G4572		44X4640	
Indy 800 SKS	794cc	2003	3211080	47G4572		44X4640	
Indy 800 Switchback	794cc	2005-2004	3211080	47G4572		44X4640	
Indy 800 XC SP	794cc	2005-2002	3211080	47G4572		44X4640	
Indy 800 XC SP Edge	794cc	2001	3211080	47G4572		44X4640	
Indy 800 XCR	794cc	2003-1999	3211075	47G4651		44X4740	
IQ Cruiser	750cc	2008	3211121	42G4455		43X4616	
IQ Cruiser (Alt. Belt)	750cc	2008	0452963				
Lite	339cc	1997-1993	3211058	28G4266		25X4320	
Lite	339cc	1992-1991	3211054	21G4380			
Lite	340cc	1998	3211058	28G4266		25X4320	
Lite Deluxe	339cc	1997-1993	3211058	28G4266		25X4320	
Lite Deluxe	340cc	1998	3211058	28G4266		25X4320	
Lite GT	339cc	1997-1993	3211058	28G4266		25X4320	
Lite Touring	340cc	1998	3211058	28G4266		25X4320	
Long Trak 440	432cc	1989	3211042	39G4640		38X4730	
Long Trak 440	432cc	1987-1983	3211042	39G4640		38X4730	
Long Trak 500	488cc	1989	3211042	39G4640		38X4730	
Long Trak R K R	488cc	1989	3211042	39G4640		38X4730	
RMK Shift	599cc	2008	3211115	44G4553	44C4553	44X4640	
Sport 340	339cc	1990-1989	3211046	42G4553		38X4640	
Sport 340	339cc	1987	3211046	42G4553		38X4640	
Sport 340	340cc	1988	3211046	42G4553		38X4640	
Sport 340	340cc	1983	3211042	39G4640		38X4730	
Sport 340 GT	339cc	1990	3211046	42G4553		38X4640	
Sport 340 GT	339cc	1989	3211042	39G4640		38X4730	
Sport 440	432cc	1999	3211059	26G4435			
Sport 440	432cc	1997-1993	3211059	26G4435			
Sport 440	432cc	1992	3211054	21G4380			
Sport 440	432cc	1987	3211046	42G4553		38X4640	
Sport 440	432cc	1983	3211046	42G4553		38X4640	
Sport 440	440cc	1998	3211059	26G4435			
Sport 440	440cc	1991	3211054	21G4380			
Sport 440 GT	432cc	1992	3211054	21G4380			
Sport 440 GT	440cc	1991	3211054	21G4380			
Sport 440 SKS	432cc	1994	3211059	26G4435			
Sport 440 Touring	432cc	1999	3211059	26G4435			
Sport 440 Touring	432cc	1997-1995	3211059	26G4435			
Sport 440 Touring	440cc	1998	3211059	26G4435			
Sport 550	544cc	2000	3211081	29G4340			
Sport 550 Touring	544cc	2004	3211078	48G4553	48C4553	44X4640	
Sport 550 Touring	544cc	2003-2000	3211070	41G4651		38X4730	
Sport 550 Touring ES	544cc	2001	3211070	41G4651		38X4730	
Sprint 340	339cc	1989	3211046	42G4553		38X4640	
Sprint 340	339cc	1986	3211046	42G4553		38X4640	
Sprint 340	340cc	1988-1987	3211046	42G4553		38X4640	
Sprint 340 ES	339cc	1990-1989	3211046	42G4553		38X4640	

Belts for Snowmobiles Courroies pour motoneiges

Application	Eng. Size (cc) Cylindrée (cc)	Year Année	Mfr. Part No. N° de pièce du fabricant	G-Force® G-Force ^{MD}	G-Force® Carbon G-Force ^{MD} Carbon	Xtreme® Xtreme ^{MD}	Belt No. N° de Courroie
POLARIS - Continued (Continuent)							
Sprint 340 ES	339cc	1986	3211046	42G4553		38X4640	
Sprint 340 ES	340cc	1988-1987	3211046	42G4553		38X4640	
Sprint 440 ES	440cc	1986	3211046	42G4553		38X4640	
SS 440	440cc	1986-1983	3211046	42G4553		38X4640	
Star	244cc	1990-1985	3211042	39G4640		38X4730	
Star	250cc	1984-1983	3211042	39G4640		38X4730	
Star Lite	244cc	1995-1993	3211060				6092
Star Lite	244cc	1992-1991	3211055	29G4340			
Star Lite GT	244cc	1994-1993	3211060				6092
Star Longtrak	250cc	1984	3211042	39G4640		38X4730	
Star Trak	244cc	1990-1988	3211042	39G4640		38X4730	
Star Trak	432cc	1987	3211042	39G4640		38X4730	
Star Twin	340cc	1985	3211046	42G4553		38X4640	
Star Twin ES	340cc	1985	3211046	42G4553		38X4640	
Storm 750	744cc	1993	3211057	44G4714			
Storm 750 SKS	744cc	1993	3211057	44G4714			
Storm 800	794cc	1998-1996	3211065	44G4714		44X4810	
Storm 800	794cc	1995-1994	3211057	44G4714			
Storm 800 RMK	794cc	1997-1996	3211065	44G4714		44X4810	
Storm 800 SE	794cc	1997	3211065	44G4714		44X4810	
Storm 800 SKS	794cc	1996	3211065	44G4714		44X4810	
Storm 800 SKS	794cc	1995-1994	3211057	44G4714			
Super Sport	544cc	2007-2006	3211078	48G4553	48C4553	44X4640	
Super Sport 440	432cc	1997-1994	3211059	26G4435			
Super Sport 500	488cc	1998	3211070	41G4651		38X4730	
Super Sport 550	544cc	2005-2001	3211078	48G4553	48C4553	44X4640	
Super Sport 550	544cc	2000-1999	3211070	41G4651		38X4730	
Super Sport M-10	544cc	2006	3211078	48G4553	48C4553	44X4640	
Super Trak	488cc	1992	3211042	39G4640		38X4730	
Super Trak	488cc	1990	3211042	39G4640		38X4730	
TC 175	175cc	1975	3211039				6098
TC 244	244cc	1975	3211039				6098
Trail 440	432cc	1985	3211042	39G4640		38X4730	
Trail 440	432cc	1983	3211042	39G4640		38X4730	
Trail 440	440cc	1984	3211042	39G4640		38X4730	
Trail 440 Deluxe	432cc	1993	3211059	26G4435			
Trail 440 Deluxe	488cc	1995-1994	3211042	39G4640		38X4730	
Trail 440 Deluxe	488cc	1992-1989	3211042	39G4640		38X4730	
Trail 500	488cc	1999-1998	3211070	41G4651		38X4730	
Trail 500	488cc	1997-1985	3211042	39G4640		38X4730	
Trail 500 ES	488cc	1989-1987	3211042	39G4640		38X4730	
Trail 500 RMK	488cc	1998-1997	3211070	41G4651		38X4730	
Trail 500 SKS	488cc	1987	3211042	39G4640		38X4730	
Trail 500 SKS (W.P. Belt)	488cc	1987	3082747				7208
Trail 500 SP	488cc	1989	3211042	39G4640		38X4730	
Trail 500 Touring	488cc	1999-1997	3211070	41G4651		38X4730	
Trail 550 RMK	544cc	2005-2004	3211078	48G4553	48C4553	44X4640	
Trail 550 RMK	544cc	2003-1999	3211070	41G4651		38X4730	
Trail 550 Touring	544cc	2005-2004	3211078	48G4553	48C4553	44X4640	
Trail 550 Touring	544cc	2003-2002	3211070	41G4651		38X4730	
Trail 550 Touring	544cc	2000	3211070	41G4651		38X4730	
Trail 550 Touring Deluxe	544cc	2005	3211078	48G4553	48C4553	44X4640	

Belts for Snowmobiles Courroies pour motoneiges

Application	Eng. Size (cc) Cylindrée (cc)	Year Année	Mfr. Part No. N° de pièce du fabricant	G-Force® G-Force ^{MD}	G-Force® Carbon G-Force ^{MD} Carbon	Xtreme® Xtreme ^{MD}	Belt No. N° de Courroie
POLARIS - Continued (Continuent)							
Trail RMK	544cc	2007-2006	3211078	48G4553	48C4553	44X4640	
Trail Touring	544cc	2006	3211078	48G4553	48C4553	44X4640	
Trail Touring Deluxe	544cc	2007-2006	3211078	48G4553	48C4553	44X4640	
Transport	432cc	1999-1996	3211059	26G4435			
Triumph	597cc	2000	3211070	41G4651		38X4730	
Triumph (W.P. Belt)	597cc	2000	3082747				7208
Turbo Dragon	750cc	2008	3211121	42G4455		43X4616	
Turbo Dragon (Alt. Belt)	750cc	2008	0452963				K050271
Turbo IQ	750cc	2012-2011	3211121	42G4455		43X4616	
Turbo IQ (Alt. Belt)	750cc	2012-2011	0452963				K050271
Turbo IQ LX	750cc	2012-2011	3211121	42G4455		43X4616	
Turbo IQ LX (Alt. Belt)	750cc	2012-2011	0452963				K050271
Turbo IQ LXT	750cc	2013-2011	3211121	42G4455		43X4616	
Turbo IQ LXT (Alt. Belt)	750cc	2013-2011	0452963				K050271
TX 250	240cc	1979	3211042	39G4640		38X4730	
TX 250	244cc	1975	3211039				6098
TX 250	250cc	1978-1976	3211042	39G4640		38X4730	
TX 340	336cc	1980	3211042	39G4640		38X4730	
TX 340	336cc	1975	3211039				6098
TX 340	340cc	1979-1976	3211042	39G4640		38X4730	
TX 440	432cc	1980	3211042	39G4640		38X4730	
TX 440	432cc	1975	3211039				6098
TX 440	440cc	1979-1976	3211042	39G4640		38X4730	
TX 500	500cc	1975	3211039				6098
TXC 340	336cc	1980	3211042	39G4640		38X4730	
TXC 340	340cc	1979	3211042	39G4640		38X4730	
TXL 340	333cc	1981-1980	3211042	39G4640		38X4730	
TXL 340	340cc	1982	3211042	39G4640		38X4730	
TXL 340	340cc	1979-1976	3211042	39G4640		38X4730	
TXL Indy	333cc	1981-1980	3211042	39G4640		38X4730	
Ultra	679cc	1998	3211066	39G4620		38X4730	
Ultra	679cc	1997	3211070	41G4651		38X4730	
Ultra RMK	679cc	1996	3211066	39G4620		38X4730	
Ultra SKS	679cc	1996	3211066	39G4620		38X4730	
Ultra SP	679cc	1997	3211070	41G4651		38X4730	
Ultra SP	679cc	1996	3211042	39G4640		38X4730	
Ultra SPX	679cc	1997	3211066	39G4620		38X4730	
Ultra SPX SE	679cc	1997	3211066	39G4620		38X4730	
Ultra Touring	679cc	1998-1997	3211066	39G4620		38X4730	
Wide Trak	488cc	1993-1990	3211042	39G4640		38X4730	
Wide Trak (W.P. Belt)	488cc	1993-1990	3082747				7208
Wide Trak GT	488cc	1997	3211070	41G4651		38X4730	
Wide Trak GT	488cc	1996-1994	3211042	39G4640		38X4730	
Wide Trak IQ	750cc	2010-2009	3211127	42G4714			
Wide Trak IQ (Alt. Belt)	750cc	2010-2009	0452963				K050271
Wide Trak LX	488cc	2011-1997	3211070	41G4651		38X4730	
Wide Trak LX	488cc	1996-1994	3211042	39G4640		38X4730	
Wide Trak LX (W.P. Belt)	488cc	2011-1994	3082747				7208
RUPP INDUSTRIES, INC.							
American 30	336cc	1975-1973	12754				6083
American 40	438cc	1975-1973	12754				6083

Belts for Snowmobiles Courroies pour motoneiges

Application	Eng. Size (cc) Cylindrée (cc)	Year Année	Mfr. Part No. N° de pièce du fabricant	G-Force® G-Force ^{MD}	G-Force® Carbon G-Force ^{MD} Carbon	Xtreme® Xtreme ^{MD}	Belt No. N° de Courroie
RUPP INDUSTRIES, INC. - Continued (Continuent)							
American 40E	438cc	1975-1973	12754				6083
American 340	337cc	1972	12754				6083
American 440	440cc	1972	12754				6083
American 650	650cc	1972	12754				6083
Nitro 295	295cc	1972	12754				6083
Nitro 340	336cc	1975	12754				6083
Nitro 340	340cc	1972	12754				6083
Nitro 340 FA	336cc	1975	12754				6083
Nitro 400	400cc	1972	12754				6083
Nitro 440	438cc	1975	12754				6083
Nitro 440	440cc	1972	12754				6083
Nitro 440 FA	438cc	1975	12754				6083
Nitro 650	650cc	1972	12754				6083
Rally	500cc	1980-1978	35008				6083
Rally 440	440cc	1976	35008				6083
Rogue 25	294cc	1972	12754				6083
S23	230cc	1971	12754				6083
S29	293cc	1971	12754				6083
S29E	293cc	1971	12754				6083
S34	336cc	1971	12754				6083
S34E	336cc	1971	12754				6083
S44	438cc	1971	12754				6083
S44E	438cc	1971	12754				6083
Sport	298cc	1977	35008				6083
Sport 25	295cc	1975-1973	12754				6083
Sport 30	340cc	1975-1973	12754				6083
Sport 340	340cc	1976	35008				6083
WT440	438cc	1971	12754				6083
WT440E	438cc	1971	12754				6083
WT634	634cc	1971	12754				6083
WT634E	634cc	1971	12754				6083
Yankee 29	295cc	1972	12754				6083
Yankee 34	340cc	1972	12754				6083
Yankee 44	440cc	1972	12754				6083
SNO-BLAZER							
Snow Cycle 230	230cc	1973					6044
SNO-CHIEF							
Papoose	230cc	1975-1973					6012
SNOW HAWK							
500	500cc	2003	10251			38X4730	
503	497cc	2004	10521			38X4730	
503 Long Track	497cc	2004	10521			38X4730	
Outlaw LT 600 H.O.	594cc	2006	1384628U3			38X4640	
Outlaw ST 600 H.O.	594cc	2006	1384628U3			38X4640	
Sport Trail LT 600 H.O.	594cc	2006	1384628U3			38X4640	
Sport Trail ST 600 H.O.	594cc	2006	1384628U3			38X4640	
Top Gun 800HO	799cc	2007	1444740U3			44X4740	
SNOWBUG							
Snowbug	290cc	1976-1975					6021

Belts for Snowmobiles Courroies pour motoneiges

Application	Eng. Size (cc) Cylindrée (cc)	Year Année	Mfr. Part No. N° de pièce du fabricant	G-Force® G-Force ^{MD}	G-Force® Carbon G-Force ^{MD} Carbon	Xtreme® Xtreme ^{MD}	Belt No. N° de Courroie
SPORTS POWER, INC.							
Sno-Pony 180	180cc	1972					6012
Sno-Pony 220	220cc	1972					6012
Sno-Pony 220C	220cc	1971					6012
Sno-Pony 295	295cc	1972					6021
Sno-Pony 295R	292cc	1971					6021
VIKING							
Vigilante 300	295cc	1973					6096
Vigilante 340	340cc	1973					6096
Vigilante 440	440cc	1973					6096
WHIP-IT							
Blazer SS-295-15	290cc	1975					6092
Blazer SS-340-15	339cc	1975					6092
Blazer SS-400-15	398cc	1975					6092
Blazer SS-400-18	398cc	1975					6092
Blazer SS-440-15	428cc	1975					6092
Blazer SS-440-18	428cc	1975					6092
Prowler SS-295-15	290cc	1975					6092
Prowler SS-340-15	339cc	1975					6092
Prowler SS-400-15	398cc	1975					6092
Prowler SS-400-18	398cc	1975					6092
Prowler SS-440-15	428cc	1975					6092
Prowler SS-440-18	428cc	1975					6092
YAMAHA							
Apex	998cc	2013-2011	8DN1764101	40G4340	40C4340	38X4420	
Apex ER	998cc	2010-2009	8DN1764101	40G4340	40C4340	38X4420	
Apex ER	998cc	2008-2006	8DN1764100	40G4340	40C4340	38X4420	
Apex GT	998cc	2010-2009	8DN1764101	40G4340	40C4340	38X4420	
Apex GT	998cc	2008-2006	8DN1764100	40G4340	40C4340	38X4420	
Apex LTX	998cc	2010-2008	8DN1764101	40G4340	40C4340	38X4420	
Apex LTX GT	998cc	2010-2008	8DN1764101	40G4340	40C4340	38X4420	
Apex Mountain	998cc	2007-2006	8DN1764100	40G4340	40C4340	38X4420	
Apex Mountain SE	998cc	2007	8DN1764100	40G4340	40C4340	38X4420	
Apex MTX	998cc	2010-2008	8DN1764101	40G4340	40C4340	38X4420	
Apex MTX SE	998cc	2008	8DN1764100	40G4340	40C4340	38X4420	
Apex RTX	998cc	2009	8DN1764101	40G4340	40C4340	38X4420	
Apex RTX	998cc	2008-2006	8DN1764100	40G4340	40C4340	38X4420	
Apex SE	998cc	2013-2011	8DN1764101	40G4340	40C4340	38X4420	
Apex XTX	998cc	2013-2011	8DN1764101	40G4340	40C4340	38X4420	
Attak	998cc	2007-2006	8DN1764100	40G4340	40C4340	38X4420	
Attak GT	998cc	2007	8DN1764100	40G4340	40C4340	38X4420	
BR250F	246cc	1982	8201764100	25G4238		25X4320	
Bravo G	246cc	1984-1983	8201764100	25G4238		25X4320	
Bravo J	246cc	1986-1985	8201764100	25G4238		25X4320	
Bravo LT	246cc	2000-1995	89X1764100	25G4238		25X4320	
Bravo LT	246cc	1994-1990	8201764100	25G4238		25X4320	
Bravo T	246cc	1995	8201764100	25G4238		25X4320	
Bravo T	246cc	1989-1987	8201764100	25G4238		25X4320	
Bravo T	246cc	1985	8201764100	25G4238		25X4320	
Bravo TG	246cc	1984-1983	8201764100	25G4238		25X4320	
Bravo TJ	246cc	1986	8201764100	25G4238		25X4320	
Bravo TS	246cc	1995-1987	8201764100	25G4238		25X4320	

Belts for Snowmobiles Courroies pour motoneiges

Application	Eng. Size (cc) Cylindrée (cc)	Year Année	Mfr. Part No. N° de pièce du fabricant	G-Force® G-Force ^{MD}	G-Force® Carbon G-Force ^{MD} Carbon	Xtreme® Xtreme ^{MD}	Belt No. N° de Courroie
YAMAHA - Continued (Continuent)							
Bravo TSJ	246cc	1986-1985	8201764100	25G4238		25X4320	
EC340E	340cc	1981	8201764100	25G4238		25X4320	
EC340F	340cc	1982	8201764100	25G4238		25X4320	
EC340G	340cc	1984-1983	8201764100	25G4238		25X4320	
EC540G	540cc	1984-1983	8201764100	25G4238		25X4320	
EL433B	433cc	1973	82017641	25G4238		25X4320	
Enticer 250	250cc	1980-1978	8A117641	25G4238		25X4320	
Enticer 300	294cc	1984-1983	8A117641	25G4238		25X4320	
Enticer 300	300cc	1980-1979	8A117641	25G4238		25X4320	
Enticer 340	337cc	1986	8201764100	25G4238		25X4320	
Enticer 340	338cc	1985	8201764100	25G4238		25X4320	
Enticer 340	340cc	1980-1978	8A117641	25G4238		25X4320	
Enticer 340 DLX	340cc	1980-1979	8A117641	25G4238		25X4320	
Enticer 340T	337cc	1988-1986	8201764100	25G4238		25X4320	
Enticer 340TR	337cc	1986	8201764100	25G4238		25X4320	
Enticer 440	440cc	1980-1979	8A117641	25G4238		25X4320	
Enticer EC340	337cc	1988	8201764100	25G4238		25X4320	
Enticer ET340	337cc	1987	8201764100	25G4238		25X4320	
Enticer II	408cc	1992	89X1764100	25G4238		25X4320	
Enticer II LT	408cc	1995-1993	89X1764100	25G4238		25X4320	
Enticer LT	408cc	1991	8F21764100	25G4238		25X4320	
Enticer LTR	408cc	1991-1990	8F21764100	25G4238		25X4320	
Enticer T	408cc	1989	8F21764100	25G4238		25X4320	
Enticer TR	408cc	1989	8F21764100	25G4238		25X4320	
ET250	250cc	1977	8A117641	25G4238		25X4320	
ET250E	250cc	1981	8201764100	25G4238		25X4320	
ET250F	250cc	1982	8201764100	25G4238		25X4320	
ET300G	300cc	1984-1983	8201764100	25G4238		25X4320	
ET340G	340cc	1984-1983	8201764100	25G4238		25X4320	
ET340TE	340cc	1981	8201764100	25G4238		25X4320	
ET340TF	340cc	1982	8201764100	25G4238		25X4320	
EW433C	433cc	1973	82017641	25G4238		25X4320	
EW643B	643cc	1973	82017641	25G4238		25X4320	
EX340	338cc	1977	8A117641	25G4238		25X4320	
EX440	433cc	1977	8A117641	25G4238		25X4320	
EX440E	440cc	1981	8201764100	25G4238		25X4320	
EX440F	440cc	1982	8201764100	25G4238		25X4320	
Excel V	540cc	1980-1979	8A117641	25G4238		25X4320	
Excell III	337cc	1988-1986	8201764100	25G4238		25X4320	
Excell III	338cc	1985-1984	8201764100	25G4238		25X4320	
Exciter	569cc	1990-1989	8F21764100	25G4238		25X4320	
Exciter 340	338cc	1976	82017641	25G4238		25X4320	
Exciter 340	340cc	1978	8A117641	25G4238		25X4320	
Exciter 440	433cc	1976	82017641	25G4238		25X4320	
Exciter 440	440cc	1978	8A117641	25G4238		25X4320	
Exciter Deluxe	569cc	1989-1988	8F21764100	25G4238		25X4320	
Exciter EX570L	569cc	1988	8F21764100	25G4238		25X4320	
Exciter EX570L	569cc	1987	8201764100	25G4238		25X4320	
Exciter High Altitude	569cc	1990	87X1764100	43G4340		38X4420	
Exciter II	569cc	1993-1991	87X1764100	43G4340		38X4420	
Exciter II LE	569cc	1993-1991	87X1764100	43G4340		38X4420	
Exciter II SC	569cc	1993	87X1764100	43G4340		38X4420	

Belts for Snowmobiles Courroies pour motoneiges

Application	Eng. Size (cc) Cylindrée (cc)	Year Année	Mfr. Part No. N° de pièce du fabricant	G-Force® G-Force ^{MD}	G-Force® Carbon G-Force ^{MD} Carbon	Xtreme® Xtreme ^{MD}	Belt No. N° de Courroie
YAMAHA - Continued (Continuent)							
Exciter II ST	569cc	1993	89L1764100	43G4340		38X4420	
Exciter II SX	569cc	1993	89L1764100	43G4340		38X4420	
Exciter LE	569cc	1990	8F21764100	25G4238		25X4320	
FX Nytro	1049cc	2013-2008	8DN1764101	40G4340	40C4340	38X4420	
FX Nytro MTX	1049cc	2010-2008	8DN1764101	40G4340	40C4340	38X4420	
FX Nytro MTX 153	1049cc	2013-2012	8DN1764101	40G4340	40C4340	38X4420	
FX Nytro MTX 162	1049cc	2013-2012	8DN1764101	40G4340	40C4340	38X4420	
FX Nytro MTX SE	1049cc	2011-2010	8DN1764101	40G4340	40C4340	38X4420	
FX Nytro RTX	1049cc	2013-2008	8DN1764101	40G4340	40C4340	38X4420	
FX Nytro RTX SE	1049cc	2010-2009	8DN1764101	40G4340	40C4340	38X4420	
FX Nytro XT	1049cc	2013-2009	8DN1764101	40G4340	40C4340	38X4420	
FX Nytro XT 1.75	1049cc	2013	8DN1764101	40G4340	40C4340	38X4420	
GP246F	246cc	1975-1974	82017641	25G4238		25X4320	
GP292	292cc	1972	82017641	25G4238		25X4320	
GP292B	292cc	1973	82017641	25G4238		25X4320	
GP292F	292cc	1975-1974	82017641	25G4238		25X4320	
GP300	292cc	1976	82017641	25G4238		25X4320	
GP338	338cc	1973	82017641	25G4238		25X4320	
GP338F	338cc	1975-1974	82017641	25G4238		25X4320	
GP433	433cc	1972	82017641	25G4238		25X4320	
GP433B	433cc	1973	82017641	25G4238		25X4320	
GP433F	433cc	1975-1974	82017641	25G4238		25X4320	
GP440	433cc	1977	8A117641	25G4238		25X4320	
GP440	433cc	1976	82017641	25G4238		25X4320	
GP643	643cc	1972	82017641	25G4238		25X4320	
GP643B	643cc	1973	82017641	25G4238		25X4320	
GPX338F	338cc	1975-1974	82017641	25G4238		25X4320	
GPX338G	338cc	1975	82017641	25G4238		25X4320	
GPX433F	433cc	1975-1974	82017641	25G4238		25X4320	
GPX433G	433cc	1975	82017641	25G4238		25X4320	
GS300	292cc	1976	82017641	25G4238		25X4320	
GS300	293cc	1977	8A117641	25G4238		25X4320	
GS340	338cc	1977	8A117641	25G4238		25X4320	
GS340	338cc	1976	82017641	25G4238		25X4320	
Inviter	292cc	1989	8201764100	25G4238		25X4320	
Inviter	293cc	1986	8F21764100	25G4238		25X4320	
Inviter	300cc	1990	8201764100	25G4238		25X4320	
Inviter CF300	293cc	1988-1987	8201764100	25G4238		25X4320	
Mountain Max 600	593cc	2002-2001	8DN1764100	40G4340	40C4340	38X4420	
Mountain Max 600	598cc	2000-1999	8DN1764100	40G4340	40C4340	38X4420	
Mountain Max 600	598cc	1998-1997	89L1764100	43G4340		38X4420	
Mountain Max 700	698cc	2004-1998	8DN1764100	40G4340	40C4340	38X4420	
Mountain Max 700	698cc	1997	8CH1764100	43G4340		38X4420	
Mountain Max 800	791cc	1997	8BU1764100	41G5116		38X5210	
Mountain Max SRX 700	698cc	1998	8DN1764100	40G4340	40C4340	38X4420	
Nytro	973cc	2007-2006	8DN1764100	40G4340	40C4340	38X4420	
Nytro ER	973cc	2007-2006	8DN1764100	40G4340	40C4340	38X4420	
Ovation	337cc	1990-1989	8201764100	25G4238		25X4320	
Ovation Deluxe	337cc	1989	8201764100	25G4238		25X4320	
Ovation LE	337cc	1999-1990	8201764100	25G4238		25X4320	
Phazer 500	485cc	2001-1999	89L1764100	43G4340		38X4420	
Phazer 500	499cc	2009-2007	8GK176411000	40G4340	40C4340	38X4400	

Belts for Snowmobiles Courroies pour motoneiges

Application	Eng. Size (cc) Cylindrée (cc)	Year Année	Mfr. Part No. N° de pièce du fabricant	G-Force® G-Force ^{MD}	G-Force® Carbon G-Force ^{MD} Carbon	Xtreme® Xtreme ^{MD}	Belt No. N° de Courroie
YAMAHA - Continued (Continuent)							
Phazer 500 Deluxe	485cc	2001	89L1764100	43G4340		38X4420	
Phazer Deluxe	485cc	1989-1986	8F21764100	25G4238		25X4320	
Phazer E	485cc	1985	8F21764100	25G4238		25X4320	
Phazer FX	485cc	1989	8F21764100	25G4238		25X4320	
Phazer FX	499cc	2007	8GK176411000	40G4340	40C4340	38X4400	
Phazer GT	499cc	2013-2007	8GK176411000	40G4340	40C4340	38X4400	
Phazer II	485cc	1996-1992	87X1764100	43G4340		38X4420	
Phazer II	485cc	1991-1990	8F21764100	25G4238		25X4320	
Phazer II LE	485cc	1996-1992	87X1764100	43G4340		38X4420	
Phazer II LE	485cc	1991-1990	8F21764100	25G4238		25X4320	
Phazer II Mountain Lite	485cc	1996	87X1764100	43G4340		38X4420	
Phazer II ST	485cc	1995-1992	87X1764100	43G4340		38X4420	
Phazer II ST	485cc	1991	8F21764100	25G4238		25X4320	
Phazer Mountain Lite	485cc	2001-1997	89L1764100	43G4340		38X4420	
Phazer Mountain Lite	499cc	2007	8GK176411000	40G4340	40C4340	38X4400	
Phazer MTX	499cc	2013-2008	8GK176411000	40G4340	40C4340	38X4400	
Phazer PZ 480	485cc	1989-1984	8F21764100	25G4238		25X4320	
Phazer PZ 480E	485cc	1988	8201764100	25G4238		25X4320	
Phazer PZ 480E	485cc	1987	8F21764100	25G4238		25X4320	
Phazer RTX	499cc	2013-2008	8GK176411000	40G4340	40C4340	38X4400	
Phazer SS	485cc	1998-1997	87X1764100	43G4340		38X4420	
Phazer SS Electric	485cc	1998-1997	87X1764100	43G4340		38X4420	
Prestige 440	433cc	1976	82017641	25G4238		25X4320	
RS Rage	973cc	2007-2005	8DN1764100	40G4340	40C4340	38X4420	
RS Rage GT	973cc	2007	8DN1764100	40G4340	40C4340	38X4420	
RS Vector	973cc	2008	8DN1764100	40G4340	40C4340	38X4420	
RS Vector	973cc	2006-2005	8DN1764100	40G4340	40C4340	38X4420	
RS Vector	1049cc	2013-2012	8DN1764101	40G4340	40C4340	38X4420	
RS Vector ER	973cc	2009	8DN1764101	40G4340	40C4340	38X4420	
RS Vector ER	973cc	2008-2005	8DN1764100	40G4340	40C4340	38X4420	
RS Vector GT	973cc	2009	8DN1764101	40G4340	40C4340	38X4420	
RS Vector GT	973cc	2008-2006	8DN1764100	40G4340	40C4340	38X4420	
RS Vector GT	1049cc	2011-2010	8DN1764101	40G4340	40C4340	38X4420	
RS Vector LTX	973cc	2009	8DN1764101	40G4340	40C4340	38X4420	
RS Vector LTX	973cc	2008	8DN1764100	40G4340	40C4340	38X4420	
RS Vector LTX	1049cc	2013-2012	8DN1764101	40G4340	40C4340	38X4420	
RS Vector LTX GT	973cc	2009	8DN1764101	40G4340	40C4340	38X4420	
RS Vector LTX GT	973cc	2008	8DN1764100	40G4340	40C4340	38X4420	
RS Vector LTX GT	1049cc	2011-2010	8DN1764101	40G4340	40C4340	38X4420	
RS Vector Mountain	973cc	2007-2005	8DN1764100	40G4340	40C4340	38X4420	
RS Vector Mountain SE	973cc	2007-2006	8DN1764100	40G4340	40C4340	38X4420	
RS Venture	973cc	2013-2009	8DN1764101	40G4340	40C4340	38X4420	
RS Venture	973cc	2008-2005	8DN1764100	40G4340	40C4340	38X4420	
RS Venture GT	973cc	2009	8DN1764101	40G4340	40C4340	38X4420	
RS Venture GT	973cc	2008-2007	8DN1764100	40G4340	40C4340	38X4420	
RS Venture GT	1049cc	2013-2010	8DN1764101	40G4340	40C4340	38X4420	
RS Venture TF	1049cc	2013	8DN1764101	40G4340	40C4340	38X4420	
RS Viking Professional	973cc	2013-2007	8GS176410000	40G4340	40C4340		
RX Warrior	998cc	2005-2004	8DN1764100	40G4340	40C4340	38X4420	
RX-1	998cc	2005-2003	8DN1764100	40G4340	40C4340	38X4420	
RX-1 ER	998cc	2005-2003	8DN1764100	40G4340	40C4340	38X4420	
RX-1 ER LE	998cc	2003	8DN1764100	40G4340	40C4340	38X4420	

Belts for Snowmobiles Courroies pour motoneiges

Application	Eng. Size (cc) Cylindrée (cc)	Year Année	Mfr. Part No. N° de pièce du fabricant	G-Force® G-Force ^{MD}	G-Force® Carbon G-Force ^{MD} Carbon	Xtreme® Xtreme ^{MD}	Belt No. N° de Courroie
YAMAHA - Continued (Continuent)							
RX-1 LE	998cc	2004-2003	8DN1764100	40G4340	40C4340	38X4420	
RX-1 Mountain	998cc	2005-2003	8DN1764100	40G4340	40C4340	38X4420	
RX-1 Mountain LE	998cc	2005-2003	8DN1764100	40G4340	40C4340	38X4420	
SL292C	292cc	1973	82017641	25G4238		25X4320	
SL338D	338cc	1973	82017641	25G4238		25X4320	
SL338F	338cc	1975-1974	82017641	25G4238		25X4320	
SL433B	433cc	1973	82017641	25G4238		25X4320	
SL433F	433cc	1975-1974	82017641	25G4238		25X4320	
SM292F	292cc	1975-1974	82017641	25G4238		25X4320	
SR540E	540cc	1981	8F21764100	25G4238		25X4320	
SR540F	540cc	1982	8F21764100	25G4238		25X4320	
SR540G	540cc	1984-1983	8F21764100	25G4238		25X4320	
SR-V	540cc	1980-1979	8A117641	25G4238		25X4320	
SRV	440cc	1988	8201764100	25G4238		25X4320	
SRV	535cc	1991-1989	8F21764100	25G4238		25X4320	
SRV	535cc	1987-1984	8F21764100	25G4238		25X4320	
SRX540F	540cc	1982	8F2176410100	25G4238		25X4320	
SRX 340	338cc	1976	82017641	25G4238		25X4320	
SRX 440	433cc	1976	82017641	25G4238		25X4320	
SRX 440	440cc	1980-1977	8A117641	25G4238		25X4320	
SRX 600	598cc	1999-1998	8DN1764100	40G4340	40C4340	38X4420	
SRX 700	696cc	2002-1999	8DN1764100	40G4340	40C4340	38X4420	
SRX 700	698cc	1998	8DN1764100	40G4340	40C4340	38X4420	
SS440	440cc	1980-1979	8A117641	25G4238		25X4320	
SS440E	440cc	1981	8F21764100	25G4238		25X4320	
SS440F	440cc	1982	8F21764100	25G4238		25X4320	
SS440G	440cc	1984-1983	8F21764100	25G4238		25X4320	
SS440J	437cc	1985	8F21764100	25G4238		25X4320	
SSR	440cc	1978	8A117641	25G4238		25X4320	
SW433C	433cc	1973	82017641	25G4238		25X4320	
SX500R	494cc	2001-2000	8CJ1764100	43G4340		38X4420	
SX600R	593cc	2003-2000	8DN1764100	40G4340	40C4340	38X4420	
SX700R	698cc	2001-2000	8DN1764100	40G4340	40C4340	38X4420	
SXVenom	593cc	2006-2004	8DN1764100	40G4340	40C4340	38X4420	
SXVenom ER	593cc	2006-2004	8DN1764100	40G4340	40C4340	38X4420	
SXViper	696cc	2004-2002	8DN1764100	40G4340	40C4340	38X4420	
SXViper ER	696cc	2004-2002	8DN1764100	40G4340	40C4340	38X4420	
SXViper Mountain	696cc	2006-2003	8DN1764100	40G4340	40C4340	38X4420	
SXViper S	696cc	2004	8DN1764100	40G4340	40C4340	38X4420	
Venture 500	494cc	2001-1997	8CJ1764100	43G4340		38X4420	
Venture 600	593cc	2006-1999	8DN1764100	40G4340	40C4340	38X4420	
Venture 600	598cc	1998-1997	89L1764100	43G4340		38X4420	
Venture 700	696cc	2004	8DN1764100	40G4340	40C4340	38X4420	
Venture 700	698cc	2003-1998	8DN1764100	40G4340	40C4340	38X4420	
Venture GT	485cc	1994-1992	87X1764100	43G4340		38X4420	
Venture Lite	499cc	2013-2007	8GK176411000	40G4340	40C4340	38X4400	
Venture LT	485cc	1995	87X1764100	43G4340		38X4420	
Venture MP	499cc	2013	8GK176411000	40G4340	40C4340	38X4400	
Venture TR	485cc	1998-1996	87X1764100	43G4340		38X4420	
Venture XL	485cc	2000-1999	8DN1764100	40G4340	40C4340	38X4420	
Venture XL	485cc	1998-1992	87X1764100	43G4340		38X4420	
Venture XL	485cc	1991	8F21764100	25G4238		25X4320	

Belts for Snowmobiles Courroies pour motoneiges

Application	Eng. Size (cc) Cylindrée (cc)	Year Année	Mfr. Part No. N° de pièce du fabricant	G-Force® G-Force ^{MD}	G-Force® Carbon G-Force ^{MD} Carbon	Xtreme® Xtreme ^{MD}	Belt No. N° de Courroie
YAMAHA - Continued (Continuent)							
VK540	535cc	1991-1989	8F21764100	25G4238		25X4320	
VK540 II	535cc	1998-1997	87X1764100	43G4340		38X4420	
VK540 II	535cc	1996-1994	89L1764100	43G4340		38X4420	
VK540 II	535cc	1993	87X1764100	43G4340		38X4420	
VK540 III	535cc	2005-1999	87X1764100	43G4340		38X4420	
VK Professional	973cc	2007	8GS176410000	40G4340	40C4340		
VK Professional	973cc	2006	8DN1764100	40G4340	40C4340	38X4420	
VMAX 4	743cc	1994-1992	89A1764100	41G5116		38X5210	
VMAX 4 ST	743cc	1994	89A1764100	41G5116		38X5210	
VMAX 4 ST	743cc	1992	89A1764100	41G5116		38X5210	
VMAX 4 ST	791cc	1995	89A1764100	41G5116		38X5210	
VMAX 500	494cc	2000-1999	8DN1764100	40G4340	40C4340	38X4420	
VMAX 500	494cc	1996-1994	89L1764100	43G4340		38X4420	
VMAX 500 Deluxe	494cc	2001-1999	8CH1764100	43G4340		38X4420	
VMAX 500 DX	494cc	1996-1994	89L1764100	43G4340		38X4420	
VMAX 500 LE	494cc	1996-1994	89L1764100	43G4340		38X4420	
VMAX 500 ST	494cc	1995-1994	89L1764100	43G4340		38X4420	
VMAX 500 SX	494cc	1999	8DN1764100	40G4340	40C4340	38X4420	
VMAX 500 XT	494cc	1998-1997	8CJ1764100	43G4340		38X4420	
VMAX 500 XT	494cc	1996	89L1764100	43G4340		38X4420	
VMAX 500 XTC	494cc	1998-1997	8CJ1764100	43G4340		38X4420	
VMAX 500 XTC Deluxe	494cc	1998	8CJ1764100	43G4340		38X4420	
VMAX 600	598cc	1999	8DN1764100	40G4340	40C4340	38X4420	
VMAX 600	598cc	1996-1994	89L1764100	43G4340		38X4420	
VMAX 600 Deluxe	593cc	2001-1999	8DN1764100	40G4340	40C4340	38X4420	
VMAX 600 DX	598cc	1996-1994	89L1764100	43G4340		38X4420	
VMAX 600 ER	593cc	2003-2002	8DN1764100	40G4340	40C4340	38X4420	
VMAX 600 LE	598cc	1996-1994	89L1764100	43G4340		38X4420	
VMAX 600 Mountain Max	598cc	1996	89L1764100	43G4340		38X4420	
VMAX 600 ST	598cc	1995-1994	89L1764100	43G4340		38X4420	
VMAX 600 SX	593cc	1999	8DN1764100	40G4340	40C4340	38X4420	
VMAX 600 SX	598cc	1998-1997	89L1764100	43G4340		38X4420	
VMAX 600 XT	598cc	1998-1996	89L1764100	43G4340		38X4420	
VMAX 600 XTC	598cc	1998-1997	89L1764100	43G4340		38X4420	
VMAX 600 XTC Deluxe	598cc	1998	89L1764100	43G4340		38X4420	
VMAX 700	698cc	2000-1999	8DN1764100	40G4340	40C4340	38X4420	
VMAX 700 Deluxe	698cc	2001-1999	8DN1764100	40G4340	40C4340	38X4420	
VMAX 700 ER	698cc	2002	8DN1764100	40G4340	40C4340	38X4420	
VMAX 700 SX	698cc	1999-1998	8DN1764100	40G4340	40C4340	38X4420	
VMAX 700 SX	698cc	1997	8CH1764100	43G4340		38X4420	
VMAX 700 XT	698cc	1998	8DN1764100	40G4340	40C4340	38X4420	
VMAX 700 XTC	698cc	1998	8DN1764100	40G4340	40C4340	38X4420	
VMAX 700 XTC Deluxe	698cc	1998	8DN1764100	40G4340	40C4340	38X4420	
VMAX 800	791cc	1996-1995	8BU1764100	41G5116		38X5210	
VMAX-4 800	791cc	1997	8BU1764100	41G5116		38X5210	
XLV 540	535cc	1990-1987	8F21764100	25G4238		25X4320	

Belts for All Terrain Vehicles Courroies pour véhicules tout-terrain

Application	Eng. Size (cc) Cylindrée (cc)	Year Année	Mfr. Part No. N° de pièce du fabricant	G-Force® G-Force ^{MD}	G-Force® Carbon G-Force ^{MD} Carbon	Belt No. N° de Courroie
ACTION AGE						
Gotcha	B. & S. 8 H.P.	1973				6013
Scrambler	B. & S. 7 H.P.	1971-1970				6013
Scrambler	B. & S. 8 H.P.	1971-1970				6013
ARCTIC CAT, INC.						
50	49cc	2006	3303537	73G2644		
50	49cc	2005-2004	3301113	67G3470		
50 Automatic	50cc	2008	3303537	73G2644		
90	81cc	2005-2004	3301756	73G2644		
90	89cc	2004-2002	3301113	67G3470		
90	90cc	2013-2010	3303095	70G2809		
90	90cc	2008-2006	3303095	70G2809		
90 DVX	90cc	2012-2010	3303095	70G2809		
90 DVX SE	90cc	2009	3303095	70G2809		
90 SE	90cc	2009	3303095	70G2809		
250	249cc	2009-2006	3303782	98G3541		
300	270cc	2013-2010	3303782	98G3541		
300 DVX	270cc	2013-2009	3303782	98G3541		
350	366cc	2012-2011	0823228	11G3218		
366	366cc	2009-2008	0823228	11G3218		
366 SE	366cc	2011-2010	0823228	11G3218		
375 Automatic	376cc	2002	3402664	13G3218	13C3218	
400 Automatic	376cc	2008-2003	3402664	13G3218	13C3218	
400 Automatic ACT	376cc	2004-2003	3402664	13G3218	13C3218	
400 Automatic ACT MRP	376cc	2004	3402664	13G3218	13C3218	
400 Automatic LE	376cc	2007-2005	3402664	13G3218	13C3218	
400 Automatic MRP	376cc	2004-2003	3402664	13G3218	13C3218	
400 Automatic TBX	376cc	2006-2004	3402664	13G3218	13C3218	
400 Automatic TRV	376cc	2007-2006	3402664	13G3218	13C3218	
400 Automatic VP	376cc	2006-2005	3402664	13G3218	13C3218	
400 Core	366cc	2013	0823228	11G3218		
400 DVX	398cc	2005	3402664	13G3218	13C3218	
425	443cc	2012-2011	0823228	11G3218		
425 SE	443cc	2012	0823228	11G3218		
450	443cc	2012-2011	0823228	11G3218		
450 Core	443cc	2013	0823228	11G3218		
450 GT	443cc	2012	0823228	11G3218		
450 H1 EFI	443cc	2010	0823228	11G3218		
450 LTD	443cc	2011	0823228	11G3218		
500	493cc	2009	3402757	44G3569		
500 Automatic	493cc	2008-2000	3402757	44G3569		
500 Automatic LE	493cc	2006-2005	3402757	44G3569		
500 Automatic M4	493cc	2008	3402757	44G3569		
500 Automatic MRP	493cc	2004-2003	3402757	44G3569		
500 Automatic TBX	493cc	2006-2002	3402757	44G3569		
500 Automatic TRV	493cc	2008	3402757	44G3569		
500 Automatic TRV	493cc	2006-2004	3402757	44G3569		
500 Core	443cc	2013	0823228	11G3218		
500 XT	443cc	2013	0823228	11G3218		
500i Automatic	493cc	2003-2002	3402757	44G3569		

Belts for All Terrain Vehicles Courroies pour véhicules tout-terrain

Application	Eng. Size (cc) Cylindrée (cc)	Year Année	Mfr. Part No. N° de pièce du fabricant	G-Force® G-Force ^{MD}	G-Force® Carbon G-Force ^{MD} Carbon	Belt No. N° de Courroie
ARCTIC CAT, INC. - Continued (Continuent)						
550	545cc	2013-2011	0823013	46G3569		
550 GT	545cc	2012	0823013	46G3569		
550 H1 EFI	545cc	2010-2009	0823013	46G3569		
550 H1 EFI LE	545cc	2010-2009	0823013	46G3569		
550 LTD	545cc	2013-2011	0823013	46G3569		
550 S	545cc	2011	0823013	46G3569		
550 XT	545cc	2013	0823013	46G3569		
650	641cc	2011	0823013	46G3569		
650 H1	641cc	2010	0823013	46G3569		
650 H1 Automatic	641cc	2008-2007	0823013	46G3569		
650 H1 Automatic	641cc	2005	0823013	46G3569		
650 H1 Automatic LE	641cc	2007	0823013	46G3569		
650 H1 Automatic TBX	641cc	2007	0823013	46G3569		
650 H1 Automatic TRV	641cc	2008-2007	0823013	46G3569		
650 H1 SE	641cc	2006	0823013	46G3569		
650 H1 TRV LE	641cc	2007	0823013	46G3569		
650 TBX	641cc	2009	0823013	46G3569		
700	695cc	2012-2011	0823013	46G3569		
700 Core	695cc	2013	0823013	46G3569		
700 Diesel	686cc Diesel	2007	1402564	37G3672		
700 Diesel (Alt. Belt)	686cc Diesel	2007	3206042			7250
700 EFI Automatic	695cc	2008-2007	3403141	43G3596	43C3596	
700 EFI Automatic	695cc Diesel	2008	1402564	37G3672		
700 EFI Automatic (Alt. Belt)	695cc Diesel	2008	3206042			7250
700 EFI Automatic LE	695cc	2007	3403141	43G3596	43C3596	
700 EFI Automatic M4	695cc	2008	3403141	43G3596	43C3596	
700 EFI Automatic TRV LE	695cc	2008	3403141	43G3596	43C3596	
700 EFI SE	695cc	2006	3403141	43G3596	43C3596	
700 GT	695cc	2012	0823013	46G3569		
700 H1 EFI	695cc	2010-2009	0823013	46G3569		
700 H1 EFI 4x4 Auto SE	695cc	2008	0823013	46G3569		
700 H1 EFI LE	695cc	2010-2009	0823013	46G3569		
700 H1 EFI Mudpro	695cc	2009	0823013	46G3569		
700 H1 EFI SE	695cc	2009	0823013	46G3569		
700 LTD	695cc	2013-2011	0823013	46G3569		
700 S	695cc	2011	0823013	46G3569		
700 XT	695cc	2013	0823013	46G3569		
1000 GT	951cc	2012-2011	0823231	46G3596	46C3596	
1000 LTD	951cc	2011	0823231	46G3596	46C3596	
1000 XT	951cc	2013	0823231	46G3596	46C3596	
DVX 50	49cc	2006	3303537	73G2644		
DVX 50	50cc	2008	3303537	73G2644		
DVX 90	90cc	2013	3303095	70G2809		
DVX 90	90cc	2008-2006	3303095	70G2809		
DVX 250	249cc	2008-2006	3303782	98G3541		
Mud Pro 650	641cc	2011	0823013	46G3569		
Mud Pro 1000	951cc	2011	0823231	46G3596	46C3596	
MudPro 650 H1	641cc	2010	0823013	46G3569		
MudPro 700	695cc	2012-2011	0823013	46G3569		

Belts for All Terrain Vehicles Courroies pour véhicules tout-terrain

Application	Eng. Size (cc) Cylindrée (cc)	Year Année	Mfr. Part No. N° de pièce du fabricant	G-Force® G-Force ^{MD}	G-Force® Carbon G-Force ^{MD} Carbon	Belt No. N° de Courroie
ARCTIC CAT, INC. - Continued (Continuent)						
MudPro 700 H1 EFI	695cc	2010	0823013	46G3569		
MudPro 700 LTD	695cc	2013-2012	0823013	46G3569		
MudPro 1000 H2 EFI	951cc	2010	0823231	46G3596	46C3596	
MudPro 1000 LTD	951cc	2013-2012	0823231	46G3596	46C3596	
TBX 700 H1 EFI	695cc	2010	0823013	46G3569		
Thundercat 4x4 Auto SE	950cc	2008	0823231	46G3596	46C3596	
Thundercat 950 Automatic	950cc	2008	0823231	46G3596	46C3596	
Thundercat 1000 H2	951cc	2010-2009	0823231	46G3596	46C3596	
Thundercat 1000 H2 LE	951cc	2010	0823231	46G3596	46C3596	
TRV 400	366cc	2009	0823228	11G3218		
TRV 400 Core	366cc	2013	0823228	11G3218		
TRV 400 H1	366cc	2010	0823228	11G3218		
TRV 450	443cc	2012-2011	0823228	11G3218		
TRV 450 GT	443cc	2012	0823228	11G3218		
TRV 500 Core	443cc	2013	0823228	11G3218		
TRV 550	545cc	2011	0823013	46G3569		
TRV 550 Cruiser	545cc	2012-2011	0823013	46G3569		
TRV 550 GT	545cc	2012-2011	0823013	46G3569		
TRV 550 H1 EFI	545cc	2010-2009	0823013	46G3569		
TRV 550 H1 EFI LE	545cc	2009	0823013	46G3569		
TRV 550 LTD	545cc	2013	0823013	46G3569		
TRV 550 XT	545cc	2013	0823013	46G3569		
TRV 650 H1	641cc	2009	0823013	46G3569		
TRV 700	695cc	2011	0823013	46G3569		
TRV 700 Cruiser	695cc	2012-2011	0823013	46G3569		
TRV 700 GT	695cc	2012-2011	0823013	46G3569		
TRV 700 H1 EFI	695cc	2010	0823013	46G3569		
TRV 700 H1 EFI Cruiser	695cc	2010-2009	0823013	46G3569		
TRV 700 LTD	695cc	2013	0823013	46G3569		
TRV 700 XT	695cc	2013	0823013	46G3569		
TRV 1000 Cruiser	951cc	2012-2011	0823231	46G3596	46C3596	
TRV 1000 GT	951cc	2012	0823231	46G3596	46C3596	
TRV 1000 H2 EFI	951cc	2010	0823231	46G3596	46C3596	
TRV 1000 H2 EFI Cruiser	951cc	2010-2009	0823231	46G3596	46C3596	
TRV 1000 LTD	951cc	2013	0823231	46G3596	46C3596	
XC 450	443cc	2012-2011	0823228	11G3218		
XC 450	445cc	2013	0823228	11G3218		
ATV MANUFACTURING CO.						
Attex 400	JLO 399cc	1973	40021006			6096
Attex 400 Chief	JLO 398cc	1977	40021006			6096
Attex 400 R	JLO 398cc	1977	40021006			6096
Attex 440	JLO 440cc	1973	40021006			6096
Attex 440 Thunderchief	JLO 428cc	1977	40021006			6096
Attex 500 Super Chief	Xenoah 484cc	1977				6096
Attex ST340/R (W/Reverse)	JLO 340cc	1972	216502			6021
Attex ST400/R (W/Reverse)	CCW 400cc	1972	216502			6021
BOMBARDIER						
DS50	49cc	2006-2004	A23100117000	67G3470		
DS50	50cc	2003	A23100117000	67G3470		
DS90	83cc	2006-2005	A23100117000	67G3470		

Belts for All Terrain Vehicles Courroies pour véhicules tout-terrain

Application	Eng. Size (cc) Cylindrée (cc)	Year Année	Mfr. Part No. N° de pièce du fabricant	G-Force® G-Force ^{MD}	G-Force® Carbon G-Force ^{MD} Carbon	Belt No. N° de Courroie
BOMBARDIER - Continued (Continuent)						
Outlander 330 HO	325cc	2005-2004	420280280	26G3628		
Outlander 400	400cc	2003	420280280	26G3628		
Outlander 400 HO	400cc	2006	715900024	26G3628		
Outlander 400 HO	400cc	2005-2004	420280280	26G3628		
Outlander 400 HO XT	400cc	2006	715900024	26G3628		
Outlander 400 HO XT	400cc	2005	420280280	26G3628		
Outlander 800 HO EFI	800cc	2006	420280360	30G3750	30C3750	
Outlander 800 HO EFI XT	800cc	2006	420280360	30G3750	30C3750	
Outlander MAX 400 HO	400cc	2006	715900024	26G3628		
Outlander MAX 400 HO	400cc	2005-2004	420280280	26G3628		
Outlander MAX 400 HO XT	400cc	2006	715900024	26G3628		
Outlander MAX 400 HO XT	400cc	2005	420280280	26G3628		
Outlander MAX 800 HO EFI	800cc	2006	420280360	30G3750	30C3750	
Quest 500	498cc	2004	420280280	26G3628		
Quest 500	498cc	2003-2002	711280200	30G3636		
Quest 650	644cc	2004	420280200	30G3636		
Quest 650	644cc	2003	711280200	30G3636		
Quest 650	644cc	2002	715900023	30G3636		
Quest 650 XT	644cc	2004	420280200	30G3636		
Quest MAX 650	644cc	2004	420280200	30G3636		
Traxter 500 Auto CVT	498cc	2005	715900024	26G3628		
Traxter 650 Auto CVT	644cc	2005	715900024	26G3628		
Traxter MAX	498cc	2003	715900023	30G3636		
Traxter MAX 500	498cc	2005	715900023	30G3636		
Traxter MAX 650 Auto CVT	644cc	2005	715900023	30G3636		
Traxter XL	498cc	2003	715900023	30G3636		
Traxter XT	498cc	2003	715900023	30G3636		
CAMEL MFG.						
Centipede	JLO 295cc	1974-1972				6044
Centipede	JLO 440cc	1972				6096
CAN-AM						
DS 250	249cc	2013-2008	S1B01RB101	95G3021		
Outlander 400 EFI	400cc	2013-2011	420280280	26G3628		
Outlander 400 EFI	400cc	2010-2009	715900024	26G3628		
Outlander 400 EFI XT	400cc	2013-2011	420280280	26G3628		
Outlander 400 EFI XT	400cc	2010-2009	715900024	26G3628		
Outlander 400 HO	400cc	2008-2007	715900024	26G3628		
Outlander 400 HO XT	400cc	2008-2007	715900024	26G3628		
Outlander 500 EFI	500cc	2013-2009	715000302	30G3750	30C3750	
Outlander 500 EFI XT	500cc	2013-2009	715000302	30G3750	30C3750	
Outlander 500 HO EFI	500cc	2008-2007	715900030	30G3750	30C3750	
Outlander 500 HO EFI XT	500cc	2008-2007	715900030	30G3750	30C3750	
Outlander 650 EFI	650cc	2013-2009	715000302	30G3750	30C3750	
Outlander 650 EFI XT	650cc	2013-2009	715000302	30G3750	30C3750	
Outlander 650 HO EFI	650cc	2008-2007	715900030	30G3750	30C3750	
Outlander 650 HO EFI XT	650cc	2008-2007	715900030	30G3750	30C3750	
Outlander 800 HO EFI	800cc	2008	715000302	30G3750	30C3750	
Outlander 800 HO EFI	800cc	2007	715900030	30G3750	30C3750	
Outlander 800 HO EFI XT	800cc	2008	715000302	30G3750	30C3750	
Outlander 800 HO EFI XT	800cc	2007	715900030	30G3750	30C3750	
Outlander 800R EFI	800cc	2013-2009	715000302	30G3750	30C3750	

Belts for All Terrain Vehicles Courroies pour véhicules tout-terrain

Application	Eng. Size (cc) Cylindrée (cc)	Year Année	Mfr. Part No. N° de pièce du fabricant	G-Force® G-Force ^{MD}	G-Force® Carbon G-Force ^{MD} Carbon	Belt No. N° de Courroie
CAN-AM - Continued (Continuent)						
Outlander 800R EFI X MR	800cc	2012-2010	715000302	30G3750	30C3750	
Outlander 800R EFI X XC	800cc	2011-2010	715000302	30G3750	30C3750	
Outlander 800R EFI XT	800cc	2013-2009	715000302	30G3750	30C3750	
Outlander 1000 EFI	976cc	2013-2012	715000302	30G3750	30C3750	
Outlander 1000 EFI XT	976cc	2013-2012	715000302	30G3750	30C3750	
Outlander Max 400 HO	400cc	2008-2007	715900024	26G3628		
Outlander Max 500 HO EFI	500cc	2008-2007	715900030	30G3750	30C3750	
Outlander Max 500 HO EFI XT	500cc	2008-2007	715900030	30G3750	30C3750	
Outlander Max 650 HO EFI	650cc	2008-2007	715900030	30G3750	30C3750	
Outlander Max 650 HO EFI XT	650cc	2008-2007	715900030	30G3750	30C3750	
Outlander Max 800 HO EFI	800cc	2008	715000302	30G3750	30C3750	
Outlander Max 800 HO EFI	800cc	2007	715900030	30G3750	30C3750	
Outlander Max 800 HO EFI LTD	800cc	2008	715000302	30G3750	30C3750	
Outlander Max 800 HO EFI LTD	800cc	2007	715900030	30G3750	30C3750	
Outlander Max 800 HO EFI XT	800cc	2008-2007	715000302	30G3750	30C3750	
Outlander MAX 400 EFI	400cc	2013-2011	420280280	26G3628		
Outlander MAX 400 EFI	400cc	2010-2009	715900024	26G3628		
Outlander MAX 400 EFI XT	400cc	2013-2011	420280280	26G3628		
Outlander MAX 400 EFI XT	400cc	2010-2009	715900024	26G3628		
Outlander MAX 400 HO XT	400cc	2008-2007	715900024	26G3628		
Outlander MAX 500 EFI	500cc	2013-2009	715000302	30G3750	30C3750	
Outlander MAX 500 EFI XT	500cc	2013-2009	715000302	30G3750	30C3750	
Outlander MAX 650 EFI	650cc	2013-2009	715000302	30G3750	30C3750	
Outlander MAX 650 EFI XT	650cc	2013-2009	715000302	30G3750	30C3750	
Outlander MAX 800R EFI	800cc	2013-2009	715000302	30G3750	30C3750	
Outlander MAX 800R EFI LTD	800cc	2012-2009	715000302	30G3750	30C3750	
Outlander MAX 800R EFI XT	800cc	2013-2009	715000302	30G3750	30C3750	
Outlander MAX 1000 EFI	976cc	2013	715000302	30G3750	30C3750	
Outlander MAX 1000 EFI XT	976cc	2013	715000302	30G3750	30C3750	
Renegade 500 EFI	500cc	2013-2009	715000302	30G3750	30C3750	
Renegade 500 HO EFI	500cc	2008	715900030	30G3750	30C3750	
Renegade 800 HO EFI	800cc	2008	715000302	30G3750	30C3750	
Renegade 800 HO EFI	800cc	2007	715900030	30G3750	30C3750	
Renegade 800R EFI	800cc	2013-2009	715000302	30G3750	30C3750	
Renegade 800R EFI X	800cc	2010	715000302	30G3750	30C3750	
Renegade 800R EFI X XC	800cc	2012-2010	715000302	30G3750	30C3750	
Renegade 1000 EFI	976cc	2013-2012	715000302	30G3750	30C3750	
CF MOTO						
Terralander 800 EFI	800cc	2013-2011	0800055000	40G3569		
Trail Tracker 600 EFI	594cc	2013-2011	0180055000	40G3691		
Trail Tracker EX 500 EFI	493cc	2013-2011	0180055000	40G3691		
Trail Tracker EX 600 EFI	594cc	2013-2011	0180055000	40G3691		
COOT						
Coot	Tecumseh 12 H.P.	1973				6007
Coot 124RS	Tecumseh 450cc	1971				6007
Coot 124SS	Tecumseh 450cc	1971				6007
Coot 444SS	Tecumseh 450cc	1971				6007

Belts for All Terrain Vehicles Courroies pour véhicules tout-terrain

Application	Eng. Size (cc) Cylindrée (cc)	Year Année	Mfr. Part No. N° de pièce du fabricant	G-Force® G-Force ^{MD}	G-Force® Carbon G-Force ^{MD} Carbon	Belt No. N° de Courroie
CUSHMAN						
Trackster (Gov. Belt)	OMC 437cc	1975-1970	820868			0250
Trackster (Starter Belt)	OMC 437cc	1975-1970	821460			6734
FELDMAN ENGINEERING & MFG.						
Mini-Brute	CCW 290cc	1973				6012
Mini-Brute	Solo 180cc Engs.	1973				6012
HONDA						
Odyssey FL350	342cc	1988				6044
HUSTLER CORP.						
885-HR	CCW 400cc	1974				6096
Hustler	Kohler 309cc	1974	702555			6007
Hustler 880 HK	Kohler 440cc	1975	8177H			6096
JEN PRODUCTS, INC.						
Pathfinder	B. & S. 8 H.P.	1972	2255			6021
KAWASAKI						
Brute Force 650 4x4	633cc	2013	590110003	19G3218	19C3218	
Brute Force 650 4x4	633cc	2011-2005	590110003	19G3218	19C3218	
Brute Force 650 4x4i	633cc	2013-2011	590110003	19G3218	19C3218	
Brute Force 650 4x4i	633cc	2009-2007	590110003	19G3218	19C3218	
Brute Force 750 4x4i	749cc	2013-2012	590110019	13G3218	13C3218	
Brute Force 750 4x4i	749cc	2011-2005	590110003	19G3218	19C3218	
Brute Force 750 4x4i Realtree Hardwoods Green HD	749cc	2010	590110003	19G3218	19C3218	
KFX80	82cc	2006-2003	59011S003	69G2919		
KFX700	697cc	2009-2004	590110003	19G3218	19C3218	
KFX700 IG	697cc	2006-2004	590110003	19G3218	19C3218	
Prairie 300	290cc	2002-1999	590111065	23G3805		
Prairie 360	362cc	2009-2008	590110003	19G3218	19C3218	
Prairie 360	362cc	2007	590110003	19G3218	19C3218	
Prairie 360	362cc	2006-2004	590110003	19G3218	19C3218	
Prairie 360	362cc	2003	590111084	19G3218	19C3218	
Prairie 360 4x4	362cc	2013-2010	590110003	19G3218	19C3218	
Prairie 360 4x4 Realtree Hardwoods Green HD	362cc	2011-2010	590110003	19G3218	19C3218	
Prairie 400	391cc	2002-1999	590111066	23G3935		
Prairie 400	391cc	1998	590111060	29G4077		
Prairie 400 4x4	391cc	1997	590111060	29G4077		
Prairie 650	633cc	2002	590111080	19G3218	19C3218	
Prairie 650 4x4	633cc	2003	590111080	19G3218	19C3218	
Prairie 700 4x4	697cc	2006-2004	590110003	19G3218	19C3218	
KYMCO						
Mongoose 250	249cc	2009-2003	23100KHE79000			PL30904
Mongoose 300	270cc	2012-2006	23100KHE7900			PL30904
MOBILITY UNLIMITED						
Amphicat 500126	B. & S. 8 H.P.	1972	512569			6013
POLARIS						
300	283cc	1995-1994	3211077	20G4022		
400L	378cc	1995-1994	3211077	20G4022		

Belts for All Terrain Vehicles Courroies pour véhicules tout-terrain

Application	Eng. Size (cc) Cylindrée (cc)	Year Année	Mfr. Part No. N° de pièce du fabricant	G-Force® G-Force ^{MD}	G-Force® Carbon G-Force ^{MD} Carbon	Belt No. N° de Courroie
POLARIS - Continued (Continuent)						
ATP 330	329cc	2005-2004	3211077	20G4022		
ATP 500 HO	499cc	2005-2004	3211069	19G4006E		
Big Boss 4x6	244cc	1992-1989	3211077	20G4022		
Big Boss 6x6	244cc	1992-1991	3211077	20G4022		
Big Boss 250 6x6	244cc	1993	3211077	20G4022		
Big Boss 300 6x6	283cc	1994	3211077	20G4022		
Big Boss 350L 6x6	352cc	1993	3211077	20G4022		
Big Boss 400L 6x6	378cc	1997-1994	3211077	20G4022		
Big Boss 500 6x6 (W/EBS)	499cc	1999-1998	3211069	19G4006E		
Big Boss 500 6x6 (W/O EBS)	499cc	1999-1998	3211077	20G4022		
Cyclone	244cc	1987	3211077	20G4022		
Diesel	455cc Diesel	2001-1999	3211069	19G4006E		
Hawkeye 300	299cc	2007-2006	3211108	38G4266		
Magnum 4x4	425cc	1997	3211077	20G4022		
Magnum 6x6	425cc	1997-1996	3211077	20G4022		
Magnum 325 (W/EBS)	325cc	2002-2000	3211069	19G4006E		
Magnum 325 (W/O EBS)	325cc	2002-2000	3211077	20G4022		
Magnum 330	329cc	2006-2005	3211077	20G4022		
Magnum 330 (W/EBS)	329cc	2004-2003	3211069	19G4006E		
Magnum 330 (W/O EBS)	329cc	2004-2003	3211077	20G4022		
Magnum 425	425cc	1997-1995	3211077	20G4022		
Magnum 425 (W/EBS)	425cc	1998	3211069	19G4006E		
Magnum 425 (W/O EBS)	425cc	1998	3211077	20G4022		
Magnum 500	499cc	2002-2001	3211069	19G4006E		
Magnum 500	499cc	1999	3211069	19G4006E		
Magnum 500 4x4 HDS	499cc	2003	3211069	19G4006E		
Magnum 500 (W/EBS)	499cc	2000	3211069	19G4006E		
Magnum 500 (W/O EBS)	499cc	2000	3211077	20G4022		
Predator 90	89cc	2006-2003	0450239	67G3470		
Scrambler	244cc	1986-1985	3211077	20G4022		
Scrambler	378cc	1996-1995	3211077	20G4022		
Scrambler 90	89cc	2003-2001	0450239	67G3470		
Scrambler 400	378cc	1999-1998	3211077	20G4022		
Scrambler 400 2x4	378cc	2002-2000	3211077	20G4022		
Scrambler 400 4x4	378cc	2002-2000	3211077	20G4022		
Scrambler 400L	378cc	1997	3211077	20G4022		
Scrambler 500	498cc	2000	3211077	20G4022		
Scrambler 500	499cc	2009-2003	3211077	20G4022		
Scrambler 500	499cc	2001	3211077	20G4022		
Scrambler 500	499cc	1999-1997	3211077	20G4022		
Scrambler 500 2x4	499cc	2002	3211077	20G4022		
Scrambler 500 4x4	498cc	2012-2010	3211077	20G4022		
Scrambler 500 4x4	499cc	2002	3211077	20G4022		
Scrambler XP 850 H.O.	850cc	2013	3211123	23G3836		
Sport 400	378cc	2001	3211077	20G4022		
Sport 400	378cc	1999-1998	3211077	20G4022		
Sport 400L	378cc	1997-1994	3211077	20G4022		
Sportsman 4x4	378cc	1997-1994	3211077	20G4022		
Sportsman 90	89cc	2006-2002	0450239	67G3470		
Sportsman 300	298cc	2010	3211131	38G4266		
Sportsman 300	299cc	2009-2008	3211131	38G4266		

Belts for All Terrain Vehicles Courroies pour véhicules tout-terrain

Application	Eng. Size (cc) Cylindrée (cc)	Year Année	Mfr. Part No. N° de pièce du fabricant	G-Force® G-Force ^{MD}	G-Force® Carbon G-Force ^{MD} Carbon	Belt No. N° de Courroie
POLARIS - Continued (Continuent)						
Sportsman 335	334cc	2001-1998	3211077	20G4022		
Sportsman 400	425cc	2005-2002	3211077	20G4022		
Sportsman 400 H.O.	455cc	2013	3211077	20G4022		
Sportsman 400 HO	455cc	2012-2011	3211077	20G4022		
Sportsman 400 HO	455cc	2010-2008	3211131	38G4266		
Sportsman 450	455cc	2007-2006	3211077	20G4022		
Sportsman 500	499cc	1997-1996	3211077	20G4022		
Sportsman 500 6x6	499cc	2008-2000	3211077	20G4022		
Sportsman 500 (W/EBS)	499cc	2001-1998	3211069	19G4006E		
Sportsman 500 (W/O EBS)	499cc	2001-1998	3211077	20G4022		
Sportsman 500 EFI	499cc	2009-2008	3211113	19G3982	19C3982	
Sportsman 500 EFI	499cc	2007	3211077	20G4022		
Sportsman 500 EFI	499cc	2006	3211091	19G3982E		
Sportsman 500 EFI Touring	499cc	2009-2008	3211113	19G3982	19C3982	
Sportsman 500 EFI X2	499cc	2009-2008	3211113	19G3982	19C3982	
Sportsman 500 H.O.	498cc	2013	3211077	20G4022		
Sportsman 500 HO	498cc	2012-2009	3211077	20G4022		
Sportsman 500 HO	499cc	2008	3211077	20G4022		
Sportsman 500 HO	499cc	2006	3211077	20G4022		
Sportsman 500 HO	499cc	2005-2003	3211095	20G4022E		
Sportsman 500 HO (W/EBS)	499cc	2002	3211069	19G4006E		
Sportsman 500 HO (W/O EBS)	499cc	2002	3211077	20G4022		
Sportsman 500 X2	499cc	2007	3211113	19G3982	19C3982	
Sportsman 550	549cc	2012-2010	3211123	23G3836		
Sportsman 550 EPS	549cc	2012-2010	3211123	23G3836		
Sportsman 600 Twin	597cc	2005-2003	3211091	19G3982E		
Sportsman 700 EFI	683cc	2007	3211116	20G3982		
Sportsman 700 EFI	683cc	2006	3211091	19G3982E		
Sportsman 700 EFI X2	683cc	2008	3211113	19G3982	19C3982	
Sportsman 700 Military Vehicle	683cc	2005	3211091	19G3982E		
Sportsman 700 Twin	683cc	2006-2002	3211091	19G3982E		
Sportsman 700 Twin EFI	683cc	2005-2004	3211091	19G3982E		
Sportsman 800 EFI	760cc	2013-2008	3211113	19G3982	19C3982	
Sportsman 800 EFI	760cc	2007	3211116	20G3982		
Sportsman 800 EFI	760cc	2006	3211106	19G4022		
Sportsman 800 EFI Touring	760cc	2009-2008	3211113	19G3982	19C3982	
Sportsman 800 EFI X2	760cc	2009-2007	3211113	19G3982	19C3982	
Sportsman 800 Twin EFI	760cc	2005	3211106	19G4022		
Sportsman Big Boss 6x6 800	760cc	2013-2009	3211113	19G3982	19C3982	
Sportsman MV7	683cc	2006	3211091	19G3982E		
Sportsman Touring 500 HO	498cc	2013-2010	3211113	19G3982	19C3982	
Sportsman Touring 550 EPS	549cc	2012-2010	3211123	23G3836		
Sportsman Touring 850 EPS	850cc	2013-2010	3211123	23G3836		
Sportsman X2 500	499cc	2006	3211091	19G3982E		
Sportsman X2 550	549cc	2012-2010	3211123	23G3836		
Sportsman X2 850 LE	850cc	2011	3211123	23G3836		
Sportsman XP 550 EFI	549cc	2009	3211123	23G3836		
Sportsman XP 850	850cc	2013-2010	3211123	23G3836		
Sportsman XP 850 EFI	850cc	2009	3211123	23G3836		
Sportsman XP 850 EPS	850cc	2012-2010	3211123	23G3836		
Trail Blazer	244cc	2002-1997	3211077	20G4022		
Trail Blazer	244cc	1995-1990	3211077	20G4022		

Belts for All Terrain Vehicles Courroies pour véhicules tout-terrain

Application	Eng. Size (cc) Cylindrée (cc)	Year Année	Mfr. Part No. N° de pièce du fabricant	G-Force® G-Force ^{MD}	G-Force® Carbon G-Force ^{MD} Carbon	Belt No. N° de Courroie
POLARIS - Continued (Continuent)						
Trail Blazer 250	244cc	2006-2003	3211077	20G4022		
Trail Blazer 330	329cc	2013-2008	3211077	20G4022		
Trail Blazer 400	378cc	2003	3211077	20G4022		
Trail Blazer ES	244cc	1997-1996	3211077	20G4022		
Trail Boss	244cc	1987-1985	3211077	20G4022		
Trail Boss	325cc	2002-2001	3211077	20G4022		
Trail Boss 250	244cc	1999-1988	3211077	20G4022		
Trail Boss 325	325cc	2000	3211077	20G4022		
Trail Boss 330	329cc	2013-2003	3211077	20G4022		
Trail Boss 350L	350cc	1991-1990	3211077	20G4022		
Trail Boss 350L	352cc	1993-1992	3211077	20G4022		
X2 500 EFI	499cc	2007	3211113	19G3982	19C3982	
X2 800 EFI	760cc	2007	3211113	19G3982	19C3982	
Xplorer	244cc	2002-2000	3211077	20G4022		
Xplorer 300	283cc	1999-1996	3211077	20G4022		
Xplorer 400	378cc	2002-1998	3211077	20G4022		
Xplorer 400L	378cc	1997-1995	3211077	20G4022		
Xplorer 500	499cc	1997	3211077	20G4022		
Xpress 300	283cc	1999-1996	3211077	20G4022		
Xpress 400L	378cc	1997-1996	3211077	20G4022		
RECREATIVES, INC.						
Big Max	JLO 399cc	1975				6096
Big Max	JLO 428cc	1977-1976	15138A			6092
Max 340T	JLO 338cc	1977-1976	15138A			6092
RUPP INDUSTRIES, INC.						
Go-Joe 8	Chrysler	1975	17617			6061
Go-Joe 18	Kohler 295cc	1975	12754			6083
SUZUKI						
Eiger Auto 400	376cc	2007-2002	2760138F00	19G3218	19C3218	
King Quad 400	376cc	2013-2008	2760138F00	19G3218	19C3218	
King Quad 450	454cc	2010-2007	2760111H00	27G3450		
King Quad 500	493cc	2013-2011	2760111H00	27G3450		
King Quad 500	493cc	2009	2760111H00	27G3450		
King Quad 700	695cc	2007-2005	2760131G00	43G3596	43C3596	
King Quad 750	722cc	2013-2011	2760131G00	43G3596	43C3596	
King Quad 750	722cc	2009-2008	2760131G00	43G3596	43C3596	
QuadRunner	82cc	1992-1987	2760140B01	69G2919		
QuadRunner	493cc	2001-2000	2760109F51	44G3569		
QuadSport 80	82cc	2006-2005	2760138F00	19G3218	19C3218	
QuadSport 80	82cc	2004-1993	2760140B01	69G2919		
Twin Peaks 700	697cc	2005-2004	K590110003	13G3218	13C3218	
Vinson 500	493cc	2002	2760109F60	44G3569		
Vinson Auto 500	493cc	2007-2003	2760109F60	44G3569		
YAMAHA						
Breeze	124cc	2004-1991	3FA176410000	78G3640		
Bruin 350 Automatic	348cc	2006-2004	5UH176410000	16G3332		
Grizzly	595cc	1999-1998	4WV176410000	30G3596		
Grizzly 125	124cc	2009-2004	3FA176410000	78G3640		
Grizzly 125 Automatic	124cc	2013-2010	3FA176410000	78G3640		
Grizzly 350 Auto 4x4	348cc	2013-2008	5UH176410100	16G3332		

Belts for All Terrain Vehicles Courroies pour véhicules tout-terrain

Application	Eng. Size (cc) Cylindrée (cc)	Year Année	Mfr. Part No. N° de pièce du fabricant	G-Force® G-Force ^{MD}	G-Force® Carbon G-Force ^{MD} Carbon	Belt No. N° de Courroie
YAMAHA - Continued (Continuent)						
Grizzly 350 Auto 4x4	348cc	2007	5UH176410000	16G3332		
Grizzly 350 Auto 4x4 IRS	348cc	2011-2008	5UH176410100	16G3332		
Grizzly 350 Auto 4x4 IRS	348cc	2007	5UH176410000	16G3332		
Grizzly 350 Automatic	348cc	2011-2008	5UH176410100	16G3332		
Grizzly 350 Automatic	348cc	2007	5UH176410000	16G3332		
Grizzly 400 Automatic	401cc	2008	5GH176411000	19G3242		
Grizzly 400 Automatic	401cc	2007	5GH176410000	19G3242		
Grizzly 450 Auto 4x4	421cc	2013-2010	5GH176411000	19G3242		
Grizzly 450 Auto 4x4	421cc	2008	5GH176411000	19G3242		
Grizzly 450 Auto 4x4	421cc	2007	5GH176410000	19G3242		
Grizzly 450 Auto 4x4 EPS	421cc	2013-2010	5GH176411000	19G3242		
Grizzly 450 Automatic	421cc	2009-2008	5GH176411000	19G3242		
Grizzly 450 Automatic	421cc	2007	5GH176410000	19G3242		
Grizzly 550 Automatic	558cc	2009	28P176410000	29G3596	29C3596	
Grizzly 550 FI Auto 4x4	558cc	2013-2010	28P176410000	29G3596	29C3596	
Grizzly 550 FI Auto 4x4 EPS	558cc	2013-2010	28P176410000	29G3596	29C3596	
Grizzly 600	595cc	2001-2000	4WV176410000	30G3596		
Grizzly 660	660cc	2003-2002	5KM176410000	29G3596	29C3596	
Grizzly 660 Automatic	660cc	2008	5KM176410100	29G3596	29C3596	
Grizzly 660 Automatic	660cc	2007-2004	5KM176410000	29G3596	29C3596	
Grizzly 700 FI Auto 4x4	686cc	2013-2011	28P176410000	29G3596	29C3596	
Grizzly 700 FI Auto 4x4	686cc	2010-2007	3B4176410000	29G3596	29C3596	
Grizzly 700 FI Auto 4x4 EPS	686cc	2013-2011	28P176410000	29G3596	29C3596	
Grizzly 700 FI Auto 4x4 EPS	686cc	2010-2008	3B4176410000	29G3596	29C3596	
Grizzly 700 FI Auto 4x4 EPS SE	686cc	2013-2011	28P176410000	29G3596	29C3596	
Grizzly 700 FI Auto 4x4 EPS SE	686cc	2010-2009	3B4176410000	29G3596	29C3596	
Kodiak 400	401cc	2003-2000	5GH176410000	19G3242		
Kodiak 400 Automatic	401cc	2006-2004	5GH176410000	19G3242		
Kodiak 450	449cc	2003	5GH176410000	19G3242		
Kodiak 450 Automatic	421cc	2006	5GH176410000	19G3242		
Kodiak 450 Automatic	449cc	2005-2004	5GH176410000	19G3242		
Wolverine 350	348cc	2009-2008	5UH176410100	16G3332		
Wolverine 350	348cc	2007-2006	5UH176410000	16G3332		

Belts for Utility Vehicles Courroies pour les véhicules utilitaires

Application	Eng. Size (cc) Cylindrée (cc)	Year Année	Mfr. Part No. N° de pièce du fabricant	G-Force® G-Force ^{MD}	G-Force® Carbon G-Force ^{MD} Carbon	Belt No. N° de Courroie
ARCTIC CAT, INC.						
650 H1 Prowler	641cc	2008-2007	0823013	46G3569		
650 H1 Prowler M4	641cc	2008	0823013	46G3569		
650 H1 Prowler XT	641cc	2008-2006	0823013	46G3569		
700 Prowler TX LE	695cc	2008	0823013	46G3569		
Prowler 550 H1 EFI	545cc	2009	0823013	46G3569		
Prowler HDX 700	695cc	2013-2011	0823013	46G3569		
Prowler XT 550	545cc	2013-2010	0823013	46G3569		
Prowler XT 650 H1	641cc	2009	0823013	46G3569		
Prowler XT 700	695cc	2013-2010	0823013	46G3569		
Prowler XT 700 H1 EFI	695cc	2009	0823013	46G3569		
Prowler XT 700 H1 EFI LE	695cc	2009	0823013	46G3569		
Prowler XTZ 1000	951cc	2013-2010	0823231	46G3596	46C3596	
Prowler XTZ 1000 H2 EFI	951cc	2009	0823231	46G3596	46C3596	
Super Duty Diesel 700	686cc Diesel	2013-2010	1402564	37G3672		
Super Duty Diesel 700 (Alt. Belt)	686cc Diesel	2013-2010	3206042			7250
TBX 700 GT	695cc	2012	0823013	46G3569		
TBX 700 LTD	695cc	2011	0823013	46G3569		
TBX 700 XT	695cc	2013	0823013	46G3569		
Wildcat 1000 HO	951cc	2013-2012	0823231	46G3596	46C3596	
Wildcat 1000 HO Limited	951cc	2013	0823231	46G3596	46C3596	
ARGO						
700 HD 8x8	674cc	2012-2010	127137	20G4154		
750 HDi 8x8	748cc	2012-2010	127137	20G4154		
Avenger 8x8	674cc	2007-2004	127137	20G4154		
Avenger 700 8x8	674cc	2009-2008	127137	20G4154		
Avenger 750 EFI 8x8	748cc	2009-2008	127137	20G4154		
Avenger EFI 8x8	748cc	2007	127137	20G4154		
Bigfoot 6x6	570cc	2007-2000	12556	48G5122		
Conquest 6x6	617cc	2007-2003	12556	48G5122		
Conquest 8x8	617cc	2007-2006	12556	48G5122		
Conquest 8x8	620cc	2005-2000	12556	48G5122		
Response 8x8	570cc	2007-2000	12556	48G5122		
Vanguard 2 6x6	480cc	2007-2000	12556	48G5122		
Vanguard 6x6	480cc	2007-2000	12556	48G5122		
CAN-AM						
Commander 800R EFI	800cc	2013-2011	715000302	30G3750	30C3750	
Commander 800R EFI DPS	800cc	2013	715000302	30G3750	30C3750	
Commander 800R EFI XT	800cc	2013-2011	715000302	30G3750	30C3750	
Commander 1000 EFI	976cc	2012-2011	715000302	30G3750	30C3750	
Commander 1000 EFI Limited	976cc	2012	715000302	30G3750	30C3750	
Commander 1000 EFI X	976cc	2012-2011	715000302	30G3750	30C3750	
Commander 1000 EFI XT	976cc	2012-2011	715000302	30G3750	30C3750	
CF MOTO						
Snyper 600 EFI	594cc	2013-2011	0180055000	40G3691		
Swat 500 CR	493cc	2013-2011	0180055000	40G3691		
Swat 600 EFI	594cc	2013-2011	0180055000	40G3691		
CLUB CAR						
Carryall	Kawasaki 1- Cyl. 286cc	1991-1983	1012289			6013

Belts for Utility Vehicles Courroies pour les véhicules utilitaires

Application	Eng. Size (cc) Cylindrée (cc)	Year Année	Mfr. Part No. N° de pièce du fabricant	G-Force® G-Force ^{MD}	G-Force® Carbon G-Force ^{MD} Carbon	Belt No. N° de Courroie
CLUB CAR - Continued (Continuent)						
Carryall (Gen. Belt)	Kawasaki 1- Cyl. 286cc	1987-1983	1012338			7370
Carryall (Gen. Belt; W/33 1/8" Belt O.C.)	Kawasaki 1- Cyl. 286cc	1991-1988	1014290			7325
Carryall (Gen. Belt; W/37 5/8" Belt O.C.)	Kawasaki 1- Cyl. 286cc	1991-1988	1012338			7370
CUSHMAN						
Haulster 881400 (Starter/Gen. Belt)	Cushman 8 H.P.	1991-1961	808319			7320
Haulster 881400 (Starter/Gen. Belt)	Cushman 12 H.P.	1991-1961	604498			7350
Haulster 881401 (Starter/Gen. Belt)	Cushman 8 H.P.	1991-1961	808319			7320
Haulster 881401 (Starter/Gen. Belt)	Cushman 12 H.P.	1991-1961	604498			7350
Haulster 881402 (Starter/Gen. Belt)	Cushman 8 H.P.	1991-1961	808319			7320
Haulster 881402 (Starter/Gen. Belt)	Cushman 12 H.P.	1991-1961	604498			7350
Haulster 881403 (Starter/Gen. Belt)	Cushman 8 H.P.	1991-1961	808319			7320
Haulster 881403 (Starter/Gen. Belt)	Cushman 12 H.P.	1991-1961	604498			7350
Haulster 881404 (Starter/Gen. Belt)	Cushman 8 H.P.	1991-1961	808319			7320
Haulster 881404 (Starter/Gen. Belt)	Cushman 12 H.P.	1991-1961	604498			7350
Haulster 881416 (Starter/Gen. Belt)	Cushman 8 H.P.	1991-1961	808319			7320
Haulster 881416 (Starter/Gen. Belt)	Cushman 12 H.P.	1991-1961	604498			7350
Haulster 881612 (Starter/Gen. Belt)	Cushman 8 H.P.	1991-1961	808319			7320
Haulster 881612 (Starter/Gen. Belt)	Cushman 12 H.P.	1991-1961	604498			7350
Haulster (Alt. Belt)	Cushman 18 H.P.	1991-1961	816864			7370
Haulster (Alt. Belt)	Cushman 27 H.P.	1991-1961	816864			7370
Haulster (Alt. Belt)	Cushman 28 H.P.	1991-1961	816864			7370
Hawk	Cushman 2- Cyl. 14 H.P.	1996	704065			6044
Minute Miser	Cushman 8 H.P.	1991-1961	604513			6933
Minute Miser 881418	Cushman 24V. Electric	1991-1961	604498			7350
Minute Miser 881606	Cushman 24V. Electric	1991-1961	604498			7350
Minute Miser 898320	Cushman 24V. Electric	1991-1961	808319			7320
Minute Miser 898327	Cushman 24V. Electric	1991-1961	808319			7320
Minute Miser 898328	Cushman 24V. Electric	1991-1961	808319			7320

Belts for Utility Vehicles Courroies pour les véhicules utilitaires

Application	Eng. Size (cc) Cylindrée (cc)	Year Année	Mfr. Part No. N° de pièce du fabricant	G-Force® G-Force ^{MD}	G-Force® Carbon G-Force ^{MD} Carbon	Belt No. N° de Courroie
CUSHMAN - Continued (Continuent)						
Minute Miser (Starter/Gen. Belt)	Cushman 8 H.P.	1991-1961	604498			7350
Patrol Vehicle (Alt. Belt)	Cushman 46 H.P.	1991-1961	816864			7370
Turf Truckster (Alt. Belt)	Cushman 22 H.P. Diesel	1991-1961	816864			7370
JOHN DEERE						
1800	18 H.P.	1998-1992	M97340			6733
AMT600	8.5 H.P.	1990-1987	RE28721			6316
AMT622	10 H.P.	1990-1987	RE28721			6316
AMT626	10 H.P.	1990-1987	RE28721			6316
Gator	286cc	2005-1993	RE28721			6316
Gator	617cc	2005-1993	M125383	24G5596		
Gator	658cc Diesel	2004	M125383	24G5596		
Gator 620i XUV	617cc	2010-2007	M158267			38X4600
Gator 620i XUV (Alt. Belt)	617cc	2010-2007	VG11784			9313
Gator 850D XUV	854cc Diesel	2010-2007	M158268			38X4600
Gator (Alt. Belt)	286cc	2005-2004	M121178			7240
Gator (Alt. Belt)	617cc	2005-1993	M121178			7240
Gator (Alt. Belt)	658cc Diesel	2004-1996	M800313			7345
Gator CS (Alt. Belt)	249cc	2007-2004	VG11783			9309
Gator CX (Alt. Belt)	286cc	2012-2004	VG11783			9309
Gator HPX (Alt. Belt)	617cc	2012-2004	VG11784			9313
Gator HPX (Fan Belt)	854cc Diesel	2012-2008	MIU800681			9350
Gator HPX (Fan Belt)	854cc Diesel	2007-2004	M800313			7345
Gator HPX (W.P. Belt)	854cc Diesel	2012	M800313			7345
Gator RSX 850i	839cc	2013	M168196	23G4340		
Gator RSX 850i Sport	839cc	2013	M168196	23G4340		
Gator RSX 850i Trail	839cc	2013	M168196	23G4340		
Gator RSX 850i XUV	850cc	2012	M168196	23G4340		
Gator TH (Alt. Belt)	675cc	2012-2005	VG11784			9313
Gator TH (Fan Belt)	854cc Diesel	2012-2007	MIU800681			9350
Gator TX (Alt. Belt)	401cc	2012-2006	VG11784			9313
Gator TX (Alt. Belt)	675cc	2012-2010	VG11784			9313
Gator XUV 550	570cc	2012	M161702	28G4573		
Gator XUV 550 S4	570cc	2012	M161702	28G4573		
Gator XUV 625i	617cc	2012-2011	M158267			38X4600
Gator XUV 625i (Alt. Belt)	617cc	2012-2011	VG11784			9313
Gator XUV 825i	812cc	2012-2011	M158189	32G4588		
Gator XUV 825i (Alt. Belt)	812cc	2011	MIU12500			K040285
Gator XUV 825i (Cam. Belt Belt)	812cc	2012-2011	MIU12499			T289
Gator XUV 855D	854cc Diesel	2012-2011	M158189	32G4588		
M-Gator A-1 (Fan Belt)	854cc Diesel	2012-2007	MIU800681			9350
M-Gator A-2	854cc Diesel	2012	M158189	32G4588		

Belts for Utility Vehicles Courroies pour les véhicules utilitaires

Application	Eng. Size (cc) Cylindrée (cc)	Year Année	Mfr. Part No. N° de pièce du fabricant	G-Force® G-Force ^{MD}	G-Force® Carbon G-Force ^{MD} Carbon	Belt No. N° de Courroie
JOHN DEERE - Continued (Continuent)						
ProGator 2020 (W.P. Belt; Ser. No. 011029 & Before)	879cc	2007-2005	T111546			7355
ProGator 2020 (W.P. Belt; Ser. No. 011029 & Before)	879cc	2003-2001	T111546			7355
ProGator 2020 (W.P. Belt; Ser. No. 011030 & After)	879cc	2007-2005	M811284			7360
ProGator 2020 (W.P. Belt; Ser. No. 011030 & After)	879cc	2003-2001	M811284			7360
ProGator 2020A (W.P. Belt; Ser. No. 011029 & Before)	879cc	2012-2008	T111546			7355
ProGator 2020A (W.P. Belt; Ser. No. 011030 & After)	879cc	2012-2008	M811284			7360
ProGator 2030 (W.P. Belt)	1006cc Diesel	2007-2006	RG60467			K060923
ProGator 2030 (W.P. Belt)	1006cc Diesel	2003-2001	RG60467			K060923
ProGator 2030A (W.P. Belt)	1115cc Diesel	2012-2008	RG60467			K060923
Trail Gator	286cc	2005-1999	RE28721			6316
Trail Gator	617cc	2005-1999	M125383	24G5596		
Trail Gator	658cc Diesel	2006-2004	M125383	24G5596		
Trail Gator (Alt. Belt)	286cc	2005-2004	M121178			7240
Trail Gator (Alt. Belt)	617cc	2005-1999	M121178			7240
Trail Gator (Alt. Belt)	658cc Diesel	2006-2001	M800313			7345
Worksite Gator	617cc	2004-2001	M125383	24G5596		
Worksite Gator (Alt. Belt)	617cc	2004-2001	M121178			7240
KAWASAKI						
Mule 520	286cc	2004-2000	590111071			6013
Mule 550	286cc	2004-2000	590111071			6013
Mule 600	401cc	2013-2005	590110011	03G3470		
Mule 610 4x4	401cc	2013-2005	590110011	03G3470		
Mule 610 4x4 Realtree APG HD	401cc	2010	590110011	03G3470		
Mule 610 4x4 XC	401cc	2013-2010	590110011	03G3470		
Mule 1000	454cc	1998-1995	590111053	24G4108		
Mule 2010 4x4	540cc	1992-1990	590111053	24G4108		
Mule 2020 2x4	540cc	1992-1990	590111053	24G4108		
Mule 2030 Turf	540cc	1992-1990	590111053	24G4108		
Mule 2500	617cc	2001-2000	590111070	20G4272		
Mule 2500	617cc	1999-1994	590111057	27G4313		
Mule 2500 (Gen. Belt)	617cc	2001-1994	590112056			7325
Mule 2510 4x4	617cc	2001-2000	590111070	20G4272		
Mule 2510 4x4	617cc	1999-1995	590111057	27G4313		
Mule 2510 4x4 (Gen. Belt)	617cc	2001-1995	590112056			7325
Mule 2510 Diesel	953cc Diesel	2003-2000	590111078	28G4313		
Mule 2510 Diesel (W.P. Belt)	953cc Diesel	2003-2000	590111075			7365
Mule 2520	617cc	2003-2001	590111070	20G4272		
Mule 2520 (Gen. Belt)	617cc	2003-2001	590112056			7325
Mule 2520 Turf	617cc	2000-1994	590111057	27G4313		
Mule 2520 Turf (Gen. Belt)	617cc	2000-1994	590112056			7325
Mule 3000	617cc	2008-2001	590111077	24G4108		
Mule 3000 (Gen. Belt)	617cc	2008-2001	590112056			7325
Mule 3010 4x4	617cc	2008-2001	590111077	24G4108		

Belts for Utility Vehicles Courroies pour les véhicules utilitaires

Application	Eng. Size (cc) Cylindrée (cc)	Year Année	Mfr. Part No. N° de pièce du fabricant	G-Force® G-Force ^{MD}	G-Force® Carbon G-Force ^{MD} Carbon	Belt No. N° de Courroie
KAWASAKI - Continued (Continuent)						
Mule 3010 4x4 (Gen. Belt)	617cc	2008-2001	590112056			7325
	953cc					
Mule 3010 Diesel (W.P. Belt)	Diesel	2008-2002	590111075			7365
Mule 3010 Trans 4x4	617cc	2008-2005	590111077	24G4108		
Mule 3010 Trans 4x4 (Gen. Belt)	617cc	2008-2005	590112056			7325
	953cc					
Mule 3010 Trans 4x4 Diesel (W.P. Belt)	Diesel	2008-2007	590111075			7365
Mule 3020	617cc	2003-2001	590111077	24G4108		
Mule 3020 (Gen. Belt)	617cc	2003-2001	590112056			7325
Mule 4000	617cc	2013-2009	590111077	24G4108		
Mule 4010 4x4	617cc	2013-2009	590111077	24G4108		
	953cc					
Mule 4010 4x4 Diesel (W.P. Belt)	Diesel	2013-2012	590111075			7365
	953cc					
Mule 4010 4x4 Diesel (W.P. Belt)	Diesel	2009	590111075			7365
	950cc					
Mule 4010 Diesel 4x4 (W.P. Belt)	Diesel	2011-2010	590111075			7365
Mule 4010 Trans 4x4	617cc	2013-2009	590111077	24G4108		
	950cc					
Mule 4010 Trans 4x4 Diesel (W.P. Belt)	Diesel	2011-2010	590111075			7365
	953cc					
Mule 4010 Trans 4x4 Diesel (W.P. Belt)	Diesel	2013-2012	590111075			7365
	953cc					
Mule 4010 Trans 4x4 Diesel (W.P. Belt)	Diesel	2009	590111075			7365
Mule 4010 Trans 4x4 Diesel Realtree APG HD (W.P. Belt)	950cc Diesel	2010	590111075			7365
Mule 4010 Trans 4x4 Realtree APG HD	617cc	2011-2010	590111077	24G4108		
Teryx 750	749cc	2009-2008	590110019	13G3218	13C3218	
Teryx 750 4x4	749cc	2011-2010	590110019	13G3218	13C3218	
Teryx 750 4x4 LE	749cc	2010	590110019	13G3218	13C3218	
Teryx 750 4x4 LE	749cc	2008	590110019	13G3218	13C3218	
Teryx 750 4x4 LE Realtree APG HD	749cc	2011-2010	590110019	13G3218	13C3218	
Teryx 750 4x4 NRA Outdoors	749cc	2008	590110019	13G3218	13C3218	
Teryx 750 FI 4x4	749cc	2013-2011	590110019	13G3218	13C3218	
Teryx 750 FI 4x4	749cc	2009-2008	590110019	13G3218	13C3218	
Teryx 750 FI 4x4 LE	749cc	2013-2011	590110019	13G3218	13C3218	
Teryx 750 FI 4x4 LE	749cc	2009	590110019	13G3218	13C3218	
Teryx 750 FI 4x4 LE Camo	749cc	2013-2012	590110019	13G3218	13C3218	
Teryx 750 FI 4x4 LE SGE	749cc	2012	590110019	13G3218	13C3218	
Teryx 750 FI 4x4 NRA Outdoors	749cc	2009	590110019	13G3218	13C3218	
Teryx 750 FI 4x4 Sport	749cc	2013-2009	590110019	13G3218	13C3218	
Teryx 750 Sport	749cc	2009	590110019	13G3218	13C3218	
KUBOTA						
RTV900 (Alt. Belt)	898cc Diesel	2007-2004				7355
KYMC0						
MXU 250	249cc	2009-2005	23100KHE79000			PL30904
MXU 300	270cc	2012-2006	23100KHE7900			PL30904
POLARIS						
Ranger	425cc	2004-2000	3211077	20G4022		
Ranger	455cc	2013-2010	3211077	20G4022		
Ranger	498cc	2013-2011	3211113	19G3982	19C3982	
Ranger	498cc	2010	3211077	20G4022		
Ranger	499cc	2009-1998	3211077	20G4022		

Belts for Utility Vehicles Courroies pour les véhicules utilitaires

Application	Eng. Size (cc) Cylindrée (cc)	Year Année	Mfr. Part No. N° de pièce du fabricant	G-Force® G-Force ^{MD}	G-Force® Carbon G-Force ^{MD} Carbon	Belt No. N° de Courroie
POLARIS - Continued (Continuent)						
Ranger	683cc	2009-2008	3211118	24G4022	24C4022	
Ranger	683cc	2007-2006	3211106	19G4022		
Ranger	760cc	2013	3211133	24G4022	24C4022	
Ranger 6x6	760cc	2013-2010	3211133	24G4022	24C4022	
Ranger Crew	498cc	2013-2011	3211113	19G3982	19C3982	
Ranger Crew	683cc	2009-2008	3211118	24G4022	24C4022	
Ranger Crew	760cc	2013-2010	3211133	24G4022	24C4022	
Ranger Crew Diesel	904cc Diesel	2013-2012	3211135	33G3836		
Ranger Crew EPS	760cc	2011	3211133	24G4022	24C4022	
Ranger Diesel	904cc Diesel	2013-2011	3211135	33G3836		
Ranger HD	683cc	2009	3211118	24G4022	24C4022	
Ranger HD	760cc	2010	3211133	24G4022	24C4022	
Ranger HD EPS	760cc	2012-2011	3211133	24G4022	24C4022	
Ranger RZR	760cc	2012-2008	3211113	19G3982	19C3982	
Ranger RZR 4	760cc	2012	3211133	24G4022	24C4022	
Ranger RZR 4 EPS	760cc	2011	3211133	24G4022	24C4022	
Ranger RZR S	760cc	2012-2010	3211133	24G4022	24C4022	
Ranger RZR S	760cc	2009	3211130	19G4022		
Ranger RZR SW	760cc	2012-2010	3211133	24G4022	24C4022	
Ranger RZR XP	875cc	2012	3211148	21G4140	21C4140	
Ranger RZR XP	875cc	2011	3211142	21G4140	21C4140	
Ranger TM	653cc	2006-2004	3211101	33G4828		
Ranger XP	683cc	2009-2008	3211118	24G4022	24C4022	
Ranger XP	683cc	2007-2005	3211106	19G4022		
Ranger XP	760cc	2012-2010	3211133	24G4022	24C4022	
Ranger XP EPS	760cc	2012-2011	3211133	24G4022	24C4022	
RZR 4 800	760cc	2013	3211133	24G4022	24C4022	
RZR 800	760cc	2013	3211113	19G3982	19C3982	
RZR S 800	760cc	2013	3211133	24G4022	24C4022	
RZR XP 4 900	875cc	2013	3211148	21G4140	21C4140	
RZR XP 900	875cc	2013	3211148	21G4140	21C4140	
Worker 335	334cc	1999	3211077	20G4022		
Worker 500	499cc	1999	3211077	20G4022		
Worker 500 (W/EBS)	499cc	2001	3211069	19G4006E		
Worker 500 (W/O EBS)	499cc	2001	3211077	20G4022		
TORO						
Workman 3100 (Eng. Belt)	674cc	2006-2002	878370			6433BR
Workman 3100 (Eng. Belt)	674cc	2001	878370			3VX355
Workman 3100 (Eng. Belt)	674cc	2000-1994	878370			6433BR
Workman 3100 (Hyd. Pump Belt)	674cc	2008-2007	878370			6433BR
Workman 3200 (Alt. & W.P. Belt)	950cc	2008-2002	999156			7370
Workman 3200 (Hyd. Pump Belt)	950cc	2008-2002	937140			6894BR
Workman 3300-D (Alt. & W.P. Belt)	950cc Diesel	2008-2002	999156			7370
Workman 3300-D (Hyd. Pump Belt)	950cc Diesel	2008-2002	937140			6894BR
Workman 4200 (Alt. & W.P. Belt)	950cc	2008-2002	999156			7370
Workman 4200 (Hyd. Pump Belt)	950cc	2008-2002	937140			6894BR
Workman 4300-D (Alt. & W.P. Belt)	950cc Diesel	2008-2002	999156			7370
Workman 4300-D (Hyd. Pump Belt)	950cc Diesel	2008-2002	937140			6894BR

Belts for Utility Vehicles Courroies pour les véhicules utilitaires

Application	Eng. Size (cc) Cylindrée (cc)	Year Année	Mfr. Part No. N° de pièce du fabricant	G-Force® G-Force ^{MD}	G-Force® Carbon G-Force ^{MD} Carbon	Belt No. N° de Courroie
TORO - Continued (Continuent)						
Workman HD (Hyd. Pump Belt)	674cc	2010-2009	878370			6433BR
Workman HDX (Alt. & W.P. Belt)	950cc	2010-2009	1174922			7380
Workman HDX-D (Alt. & W.P. Belt)	950cc Diesel	2010-2009	1174922			7380
YAMAHA						
G11	301cc	2001	J55G62410000	24G3884		
G11 (Starter/Gen. Belt)	301cc	2001	JN6H11730000			9350
G21	357cc	2004-2001	J55G62410000	24G3884		
G21 (Starter/Gen. Belt)	357cc	2004-2001	JN6H11730000			9350
Pro Hauler 700 Automatic	357cc	2006-2004	J55G62410000	24G3884		
Pro Hauler 700 Automatic (Starter/Gen. Belt)	357cc	2006-2004	JN6H11730000			9350
Pro Hauler 1000 Automatic	357cc	2005-2004	J55G62410000	24G3884		
Pro Hauler 1000 Automatic (Starter/Gen. Belt)	357cc	2005-2004	JN6H11730000			9350
Rhino 450 Automatic	421cc	2009-2006	5GH176411000	19G3242		
Rhino 660 Automatic	660cc	2008-2007	5KM176410100	29G3596	29C3596	
Rhino 660 Automatic	660cc	2006-2004	5KM176410000	29G3596	29C3596	
Rhino 700 Automatic	686cc	2011-2008	5B4176410000	26G3596		
Rhino 700 FI Auto 4x4	686cc	2013-2012	5B4176410000	26G3596		
U-Max	357cc	2008-2004	J55G62410000	24G3884		

CAUTION: Read “break in” instructions below before installation.

“Break In” Instructions

All snowmobile belts yield better performance and longer life if they are “broken in” under moderate riding conditions. Gates strongly suggests that the first 10-15 miles of operation be at a maximum of one half full throttle and no more than 50 mph. During the “break in” period, frequent shifting over the speed ratio range is also required [ride so that the transmission system shifts often].

Xtreme® Limited Warranty

CARQUEST Belts + Hose Xtreme® belts are warranted to the original purchaser to be free from defects in materials and workmanship for one year from date of purchase under normal recreational use. This warranty shall be automatically null and void if the belt is used under any of the following conditions which are not “normal recreational use:” racing or any competitive event, cases of improper alignment, fit, or application, or bad clutch condition, or if the break-in instructions are not followed.

Gradual wear, damage from misuse or abuse are excluded from this warranty.

Should your Xtreme belt not perform as warranted, you must do the following to make a claim under this warranty:

Within 30 days after the problem occurs, you must ship the belt, postage prepaid, to the CARQUEST Belts + Hose address shown on the warranty card. The belt must be accompanied by the completed original warranty card, the original proof of purchase [sales receipt or dealer invoice], and a check or money order [do not send cash] for \$6 to cover return postage and handling. Upon receipt of these items, Gates will inspect the belt, and if within our sole judgment the problem was caused by a defect in materials and workmanship, CARQUEST Belts + Hose will send a replacement belt free of additional charge.

This is the exclusive remedy. There is no other expressed warranty. The implied warranty of merchantability is limited to the expressed warranty. There is no implied warranty of fitness for a particular purpose. Liability for consequential or incidental damages under any and all warranties are excluded to the extent exclusion is permitted by law. Some states, provinces and other political subdivisions do not allow the exclusion or limitation of incidental or consequential damages and some do not allow limitations on how long an implied warranty lasts, so the above limitation and exclusion may not apply to you. This warranty gives you specific legal rights and you may also have other rights, depending upon where you live or use the belt.

AVERTISSEMENT: Lire les instructions de rodage suivantes avant l’installation.

Instructions de rodage

Toutes les courroies de motoneige procurent une meilleure performance et durent plus longtemps si elles sont rodées sous des conditions de conduite modérée. CARQUEST Belts + Hose recommande fortement, pendant les 15 à 25 premiers kilomètres d’utilisation, de conduire au maximum à la moitié du régime complet du moteur et pas plus de 80 km/h. Pendant cette période de rodage, il est également nécessaire de changer souvent de vitesse en respectant le régime du moteur [vous devez conduire de façon à ce que la transmission passe souvent d’une vitesse à l’autre].

Garantie limitée Xtreme^{MD}

Gates garantit à l’acheteur original ses courroies Xtreme^{MD} contre tout défaut de matériel ou de fabrication pendant un an à partir de la date d’achat selon un usage récréatif normal. La présente garantie deviendra automatiquement nulle et sans effet si la courroie est utilisée en vertu d’une des conditions suivantes qui ne fait pas partie «d’un usage récréatif normal»: course ou tout événement de compétition, cas d’alignement, d’ajustement ou d’application inappropriés, mauvaise condition de l’embrayage, ou si les instructions de freinage ne sont pas suivies.

L’usure graduelle et les dommages provenant d’un mauvais usage ou d’abus sont exclus de la présente garantie.

Si votre courroie Xtreme^{MD} ne vous procure pas le rendement garanti, vous devez suivre la procédure suivante pour faire une réclamation en vertu de la présente garantie:

Dans les 30 jours suivant l’apparition du problème, faites parvenir la courroie par la poste [pré-affranchie] à CARQUEST Belts + Hose, à l’adresse indiquée sur la carte de garantie. La courroie doit être accompagnée de la carte de garantie originale dûment remplie, du reçu original [reçu de caisse ou facture du détaillant] et d’un chèque ou mandat [ne pas envoyer d’argent] de 6 \$ pour couvrir les frais d’affranchissement et de manutention de retour. Sur réception de ces articles, CARQUEST Belts + Hose inspectera la courroie, et si elle juge, à son entière discrétion, qu’il s’agit d’une défectuosité de matériel ou de fabrication, CARQUEST Belts + Hose vous fera parvenir une courroie de remplacement sans frais additionnels.

Il s’agit de l’unique recours. Il n’y a aucune autre garantie expresse. La garantie implicite de qualité marchande se limite à la garantie expresse. Il n’y a aucune garantie implicite de convenance à une fin particulière. La responsabilité pour des dommages indirects ou accidentels en vertu de toute garantie est exclue conformément à toute exclusion permise par la loi. Certains états, provinces ou autres subdivisions politiques ne permettent pas l’exclusion ou la limitation des dommages indirects ou accidentels, et certains ne permettent pas de limitations quant à la durée de la garantie implicite; par conséquent, la limitation et l’exclusion précitées ne s’appliquent peut-être pas à vous. La présente garantie vous confère des droits précis sur le plan juridique, et vous pourriez bénéficier d’autres droits, tout dépendant où vous habitez ou utilisez la courroie.